



ANNUAL REPORT

2018

PUNJAB CRIMINAL PROSECUTION SERVICE INSPECTORATE

PUBLIC PROSECUTION DEPARTMENT

**MESSAGE FROM DIRECTOR GENERAL
PUNJAB CRIMINAL PROSECUTION SERVICE INSPECTORATE**

The Annual Report 2018 of the Punjab Criminal Prosecution Service Inspectorate (PCPSI), Public Prosecution Department is being presented to the Government of the Punjab. This report highlights the various aspects of the working of PCPSI, its core functions of monitoring and appraisal of prosecutorial setup working across the province. The report also puts forth the detail of physical inspections and data management during the calendar year 2018. The report carries the minutiae of areas covered during inspections conducted by the Inspectorate.

The objective of the Inspectorate is not only to point out the weak areas of functioning of Punjab Criminal Prosecution Service in the province but also to ensure objective improvement in the criminal justice system. The Inspectorate while conducting the inspection focuses both on gives recommendations for actions against the poor performers and appreciates the quality work of deserving prosecutors. The performance of the Inspectorate has been suboptimal mainly because of poor logistic arrangements, inherent shortcomings in the related rules which hamper the achievement of the desired results for lack of motivation and incentives. The Inspectorate with the support of the Public Prosecution Department is doing its best to remove the hurdles and tries to come up to the expectation of the people through inculcating the professional dexterity and diligence in the field staff for better service delivery.

**KHALID AYAZ KHAN
DIRECTOR GEENRAL (INSPECTION)**

TABLE OF CONTENTS

SR. NO	CONTENTS	PAGE NO.
1	Introduction	
2	Responsibilities of Inspectorate	
3	Inspection visits	
4	Cursory observations during inspections	
5	Performance of Prosecutors at District Courts during the year 2018	
6	Position regarding Preparation of Scrutiny Memo U/s 9(5) of PCPS Act, 2006	
7	Position of reports Preparation of Case Review u/s 9(7) PCPS Act, 2006	
8	Observations regarding Cases of Conviction (crime- wise) in the Punjab	
9	Working of District Appeal Committees	
10	Prosecution in Special Courts	
11	Performance Analysis of Prosecutors working at Anti-Terrorism Courts	
12	Performance Analysis of Prosecutors working at Anti-Corruption Courts	
13	Performance Analysis of Prosecutors working at Drug Courts	
14	Performance Analysis of Prosecutors working at Environment Tribunal	
15	Performance Analysis of Prosecutors working at High Court	
16	Performance Analysis of Prosecutors working at Federal Shariat Court	
17	Performance Analysis of Prosecutors working at Supreme Court	
18	Suggestions & way forward	

1. INTRODUCTION

The Inspectorate of Public Prosecution Department, Government of the Punjab was established as Directorate General of Inspection vide notification No. SRO-III(S&GAD) 6-2/2007 in 2008. The nomenclature of Directorate General of Inspection was changed to Directorate General of Monitoring vide cabinet wing notification No. S.O (Cab-I)2-2/2005 dated 17-11-2014.

The Punjab Criminal Prosecution Service Inspectorate Act 2018 was passed by the Punjab Assembly on 24.05.2018. The purpose of this act is to introduce an effective system of monitoring and inspection of the Punjab Criminal Prosecution Service (CPS).

1.2. VISION

The vision of the Inspectorate is to establish an effective and robust Criminal Prosecution System to achieve the goal of rule of justice system as envisaged in the Constitution of Islamic Republic of Pakistan through effective monitoring and inspection of criminal prosecution service.

1.3 VALUES

The core Values of the Inspectorate are to:

- **Provide** effective system of monitoring;
- **Conduct** monitoring through independent and impartial system of scrutiny of services provided by CPS,
- **Maintain professionalism** through a mechanism of effective inspections with integrity, rigor, competency and consistency,
- **Provide** a mechanism that enhances public confidence over the Criminal Prosecution Service by conducting regular inspections and evaluating the performance of Public Prosecutors,
- **Ensure transparency** by providing a true, fair and balanced picture of the state of prosecution service to the Government,
- **Enabling** the Public Prosecutors to take prosecutorial decisions to the highest standards of excellence during prosecution of criminal cases

1.4 ORGANIZATIONAL STRUCTURE

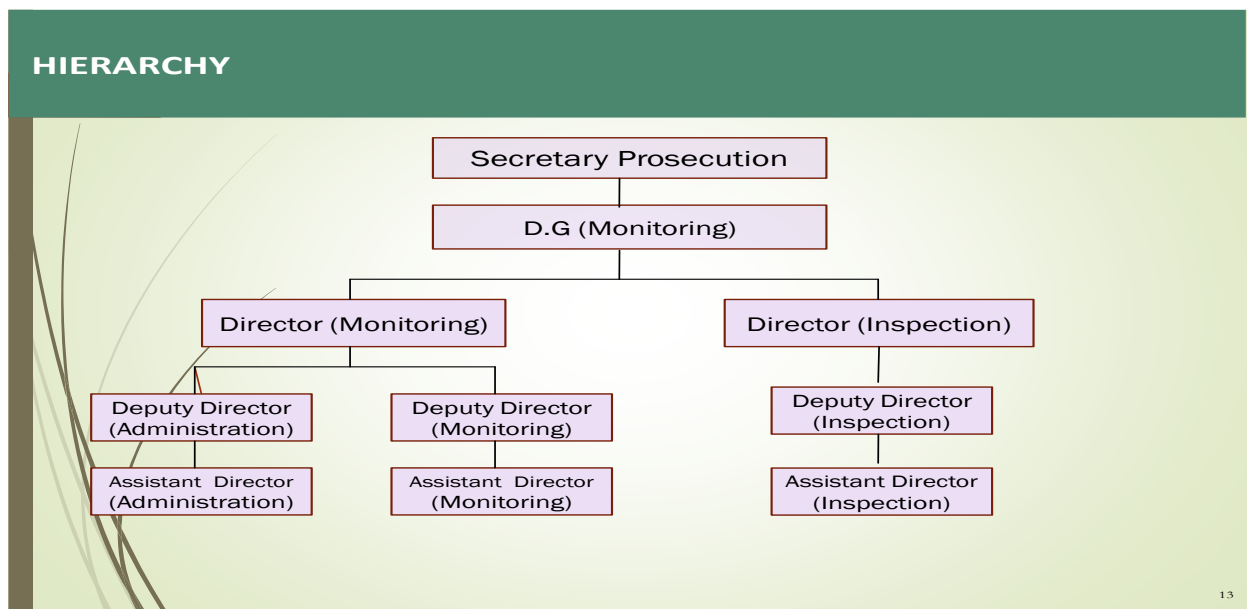
The Inspectorate is an attached department of Public Prosecution Department, Government of the Punjab. The Inspectorate is responsible for inspecting the work of Punjab Criminal Prosecution Service.

The Director General, who is the head of the Department, administers the Inspectorate and is responsible for ensuring periodic and unannounced inspections of the work of the CPS.

Inspections are conducted by,

- Director General
- Directors
- Deputy Directors
- Assistant Directors

The Inspectorate has an office in Lahore from where it conducts its work. The office is reasonably well equipped and resourced. However, there is dire shortage of official vehicles. Organogram of the Inspectorate is as follows:



1.5 OFFICERS

Following is the list of the officers remained posted in Inspectorate during year 2018.

NAME OF OFFICER	DESIGNATION	SERVICE GROUP
Mehr Muhammad Hayat Lak	Director General	Ex-PCS (BS-20)
Mr. Muhammad Khalid Raju	Director	Ex-PCS (BS-19)
Mr. Muhammad Asif Sheikh	Deputy Director	DPG / Prosecution (BS-18)
Mr. Abbas Haider Khan	Deputy Director (Admn)	DPG / Prosecution (BS-18)
Ms. Munazza Shaheen Waheed	Senior Law Officer	DDPP / Prosecution (BS-18)
Mr. Attif Raza Awan	Assistant Director	Prosecution (BS-17)
Mr. Usman Rasheed	Assistant Director	Prosecution (BS-17)
Mr. Muhammad Siddique Ch	Assistant Director	Prosecution (BS-17)
Mr. Abid Iqbal Hafiz	Assistant Director	ADPP / Prosecution (BS-17)
Mr. Babar Meraj	Assistant Director	ADPP / Prosecution (BS-17)
Mr. Nazir Hussain Mughal	Assistant Director	ADPP / Prosecution (BS-17)

1.6 SUPPORT STAFF

Sr.No	Description	Pay Scale	Sanctioned Post	Working	Vacant
1	Private Secretary	17	1	-	1
2	Personal Assistant	16	3	-	3
3	Senior Data Processor	16	1	-	1
4	Assistant	16	3	1	2

5	Stenographer	15	5	-	5
6	Data Entry Operator	12	2	1	1
7	Junior Clerk	11	10	5	5
8	Dispatch Rider	4	1	1	0
9	Driver	4	2	1	1
10	Chowkidar	1	1	1	0
11	Mali	1	1	-	1
12	Naib Qasid	1	10	5	5
13	Sanitary Worker	1	1	1	0
T O T A L			41	16	25

1.7 **BUDGET POSITION**

The budget of the Inspectorate for the year 2017-2018 was 28.904 Million.

1.7 **VEHICLES POSITION**

The following is the position of vehicles being used by the officers of the Inspectorate for discharging their official duties. None of any vehicle is owned by the Inspectorate and all the vehicles have been borrowed from other Departments.

Maker of Vehicle (year of manufacture)	Registration No	Capacity	Vehicle Owned By
Honda City (2007)	LEG-07-126	1300	Prosecutor General Punjab
Suzuki Baleno (2007)	LZG-3234	1300	S&GAD Govt. of Punjab
Suzuki Cultus (2007)	LEG-07-211	1000	Public Prosecution Department
Suzuki Cultus (2007)	LEG-07-186	1000	Prosecutor General Punjab

Further, there are no touring vehicles for monitoring officers to visit far flung areas of Punjab and **PUBLIC TRANSPORT** is being used to visit in those areas.

2. **RESPONSIBILITIES OF THE INSPECTORATE**

The Inspectorate has mandate to perform the following tasks:

- a. Monitoring and evaluation of the work done by Public Prosecutors across the Punjab.
- b. Collection and analysis of data collected from prosecution offices across the Punjab.
- c. Any other task / inspection of specific cases / inspection on the directions of the Government.

2.1 SCOPE OF INSPECTION

The perspectives of the Inspectorate are as under:

- Attendance and uniform
- Quantity and quality of Scrutiny work u/s 9(5) of PCPS Act, 2006
- Quantity and quality of Case Review Reports u/s 9(7) of PCPS Act, 2006
- Proceed u/s 13(9)(d), PCPS Act, 2006 for defective investigation
- Role of Prosecutor during trial in courts
- Performance of prosecutors in appeals, revisions and references
- Analysis of judgments (acquittal & conviction)
- Ownership, Capacity and Location of Office
- Overall maintenance of Prosecution office
- Monitoring of Prosecution at remand Stage (Threshold Test)
- Inspection of prosecution at bail stage (Bail orders)
- Analysis of bail cancellation references
- Position of reports under rule 18 of West Pakistan Probation of Offenders Rules 1961 prior to passing probation orders
- Analysis of opinion of Prosecutor regarding suitability of appeal, or revision, leave to appeal etc.
- Workload Assessment (distribution of work among the prosecutors)
- Maintenance of record
- Administration of the office of DPP
- Points raised by DPP in Criminal Justice Co-ordination Committee

- Position of reports to the concerned Director (ACE) for initiation of proceedings against the resiling witness/complainant in Anti-Corruption cases
- Position of uploading of cases in Case Flow Management System
- Working of Districts Scrutiny Committee
- Working of Districts Appeal Committee
- Working of Districts Internal Monitoring Committee

2.2 MAINTENANCE OF PROSECUTORIAL DATA

Prosecutorial data regarding conduct of prosecution is of vital importance. The data obtained from prosecutors is to be submitted to department and other governmental agencies. To check authenticity of data, validation of data was also carried out. The record submitted by the districts to the Inspectorate was got re-checked with record maintained at Prosecution office as well as record of the courts.

3.0. INSPECTION VISITS

Following is the detail of inspections conducted by the Inspectorate during the year 2018

Total Inspections conducted during the year	85
Number of Districts (including Tehsil offices)	34
Number of Tehsils offices only	12
Number of PGP Camp Offices at Benches of LHC	5
Number of Special Courts	34

3.1 MONITORING METHODOLOGY

The inspection task focusses on the performance of each prosecutor. The data was obtained on proformas duly signed by concerned Prosecutor. The proforma contained the detail of cases scrutinized by them, detail of case reviews u/s 9(7) written by them, preparation of scrutiny memos and conviction & acquittals pronounced in their allocated court during a particular period of time (i.e., Period under inspection).

3.2 STANDARD OPERATING PROCEDURE AND POLICY OF INSPECTIONS

Amongst other responsibilities of the Inspectorate, the main focus of the monitoring visits is to evaluate whether, the performance of the prosecutors is in accordance with the prescribed Prosecution Guidelines / Code of Conduct or not. The detail is as under: -

- a. Scrutiny of Police Reports u/s 173 Cr.P.C
- b. Writing of Case Review u/s 9(7) of PCPS Act-2006 as per guiding principle of Department
- c. Prosecution of cases in courts
- d. Collection of Copies of Judgments and analysis of judgment
- e. Post-Trial Prosecution – Prosecutorial decision regarding fitness of appeal / review or otherwise.
- f. Working of District Appeal Committee
- g. Working of District scrutiny committee.
- h. Working of Internal Monitoring committee

4. CURSORY OBSERVATIONS DURING INSPECTIONS

The officers of the Inspectorate visited the various District/Tehsil/ Prosecution Offices during year 2018 for inspecting prosecutorial record as per the SOPs mentioned above. The main areas of inspection include reasons of acquittal; scrutiny of cases under 9(5) of PCPS Act 2006; case review u/s 9(7) of PCPS Act 2006; and scrutiny of appeal cases.

4.1 MEMORANDUM U/S 9(5) PCPS ACT 2006

The fact regarding preparation of Scrutiny Memos u/s 9(5) PCPS Act 2006 was inspected and it was observed that prosecutors were writing scrutiny memos. This position is reflected in data collected from prosecutors by Data management cell of the Inspectorate as well as the inspection reports. The performance of the Service improved in this regard when it is compared with the previous year.

4.2 CASE REVIEWS U/S 9(7) OF PCPS ACT 2006

The fact regarding writing of case reviews u/s 9(7) PCPS Act 2006 was inspected and it was observed that the prosecutors were submitting their case reviews in courts. Some deficiencies were observed which are discussed as under;

- a) Some of the Case review reports u/s 9 (7) missed the important areas like writing report ‘accused-wise’;

- b) application of evidential test;
- c) application of public interest test;
- d) whether case is fit for trial or not in non-heinous cases.

4.3 DEFECTIVE PROSECUTION

The main deficiencies found are as under;

- a) Prosecutors send references to the District Appeal Committee for filing of appeal etc against the court's decision arbitrarily;
- b) The copy of judgment is not procured, as a result appeal case under consideration is not analyzed meticulously;

4.4 DEFECTIVE SCRUTINY

The major deficiencies found while scrutinizing the reports u/s 173 of the code of Criminal Procedure 1898 include:

- a) The deficiencies pointed out during case scrutiny are not meticulously got rectified by the concerned prosecutors;
- b) The deficiencies pointed out in challan by the prosecutors are not properly removed by the police investigation officer.
- c) The Police investigation officer conducts investigation improperly and leaves such lacunas in the investigation, which cannot be rectified at later stage of scrutiny of case by the prosecutor or at trial stage. For instance, forensic evidence is mishandled and such mishandling cannot be undone at later stage; fake witnesses are presented which damage the prosecution case at trial stage.
- d) The cases are not properly scrutinized by the concerned prosecutor u/s 9(5) of PCPS Act 2006;

During the analysis of offences Triable by ATC, the following common reasons of acquittal were noted

- i. Collected evidence was not sent to PFSA for analysis
- ii. Identification parade was not conducted properly

During the analysis of offences Triable by Anti-Corruption Courts, the following common reasons of acquittal were noted;

- i. Statements u/s 161 of CrPC were recorded with delay and reasons of delay were not explained
- ii. Statement u/s 161 CrPC of important witness was not recorded
- iii. Site plan/recovery memo was not prepared
- iv. Witness/complainant resiled but not properly cross-examined.

During the analysis of offences Triable by Drug Courts, the following common reasons of acquittal were noted

- i. Time of raid was not mentioned
- ii. Names of the witnesses in whose presence raid was conducted but did not record their statement
- iii. Recovered drug was not confirmed whether it is unregistered or registered
- iv. Name of recovery witness was not cited in challan / recovery memo

During the analysis of offences against property, the following common reasons of acquittal were noted

- I. No identification Parade of accused and stolen property.
- II. Flaws in proceedings of identification parade.
- III. Resiling of star witnesses.
- IV. Non disclosing the source in case of supplementary statement
- V. Joint recovery from accused.

During the analysis of narcotics cases, the following common reasons of acquittal were noted;

- i. Non production of lady constable as a prosecution witness in case of female accused:
- ii. Non collection of plastic bags or other article from which the narcotic substance was recovered:
- iii. Protocol Issues of PFSA in light of judgment of Supreme Court of Pakistan
- iv. Description of case property was not given in complaint as well as FIR:
- v. Signature of IO was not matched;
- vi. Case property was not properly sealed;
- vii. Chain of custody of case property was not proved;

- viii. Watak / earned money was not produced in court during trial
- ix. Similar hand writing of complaint, recovery memo prepared by complainant and other documents prepared by IOs:
- x. Samples were not prepared from each piece of narcotics:
- xi. Delay in sending sample for forensic analysis i.e., after 72 hours:
- xii. Contradictory position of daily diary and case record:
- xiii. Non production of original report of PFSA during trial:

During the analysis of Fraud and financial offences. The following common reasons of acquittal were noted

- I. Number of cheque different from number mentioned in complaint.
- II. Impugned documents not produced in trial.

During the analysis of murder cases the following common reasons of acquittal were noted;

- i. Delay in registration of FIR:
- ii. Contradiction in oral statements and rough site plan:
- iii. Delay in sending recovered weapon of offence for forensic analysis:
- iv. Source of light was not taken into possession by IOs:
- v. Material Prosecution witness was given up and not produced in court:
- vi. Recovered weapon was not sent to forensic agency for comparison with crime empties:
- vii. Ownership of SIMs of accused and deceased was not verified:
- viii. Recovered weapon of offence was not produced in court during the trial:

While analyzing the rape or attempt to rape cases, following common reasons of acquittal were noted;

- i. I.O did not conduct DNA of the victim
- ii. Victim was not produced for conducting medical Examination:
- iii. Victim was not produced before trial court during trial:
- iv. Material witness was given up and not produced in court during trial:
- v. Minor or abnormal victim was not produced during trial:
- vi. Resiling of witnesses due to settlement / compromise out of the court between the parties:

4.5 PROBATION CASES

Vide letter No. LO-V/PPD/08-25/PA/2016-1320 dated 15.05.2017 the department has issued instructions that in cases where court released the offender on probation, the prosecutor shall bring into the knowledge of presiding officer the requirements of Rule-18 of The West Pakistan Probation of Offenders Rules, 1961. Where the probation order was passed without obtaining report under above said rule, the same may be assailed before the relevant forum.

It was observed that neither the Judicial Officer obtained report under Rules-18 of the West Pakistan Probation of Offenders Rules, 1961 before releasing the accused on probation nor the concerned prosecutors assailed the probation orders before the relevant forum.

4.6 THRESHOLD ON REMAND PAPER

With a view to have the factual position regarding applicability of Threshold Test during remand proceedings as required by code of conduct of Prosecutors, it was observed that prosecutors did not apply threshold test in proper manner. Further, it was also observed that some remand papers regarding the cases under National Action Plan had not been forwarded by Prosecutors. Therefore, this Inspectorate issued direction time-to-time to District Public Prosecutor to ensure the complete compliance.

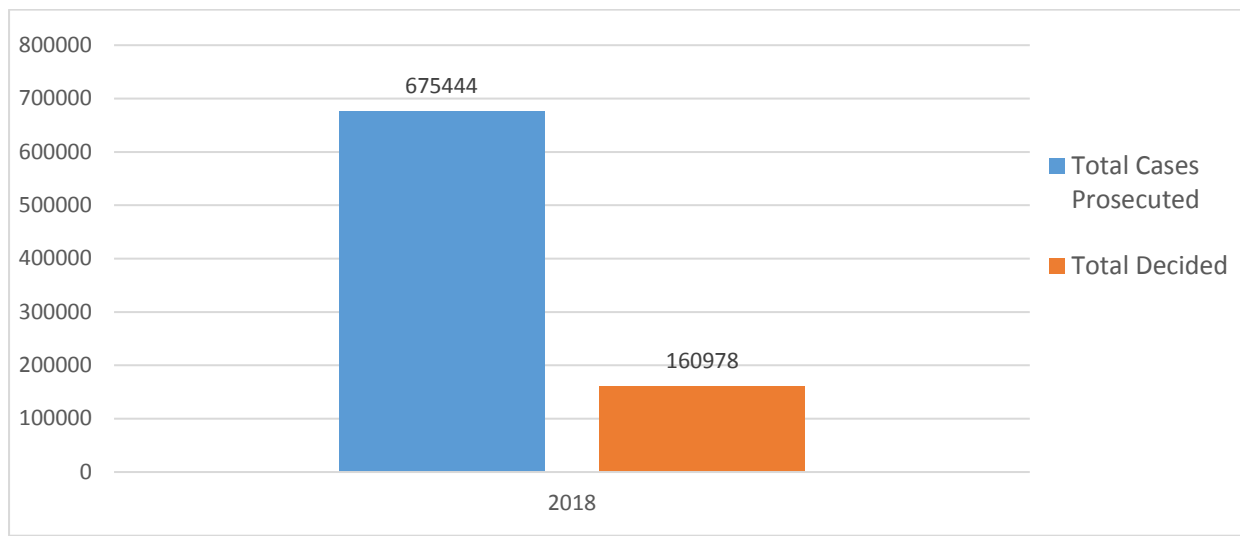
5. PERFORMANCE OF PROSECUTORS AT DISTRICT COURTS DURING THE YEAR 2018

Total number of cases prosecuted during the year of 2018 is 675444 whereas the disposal is 334450 and balance of cases is 340994. The position is based on the data submitted to the Inspectorate on monthly basis by the concerned Prosecutor.

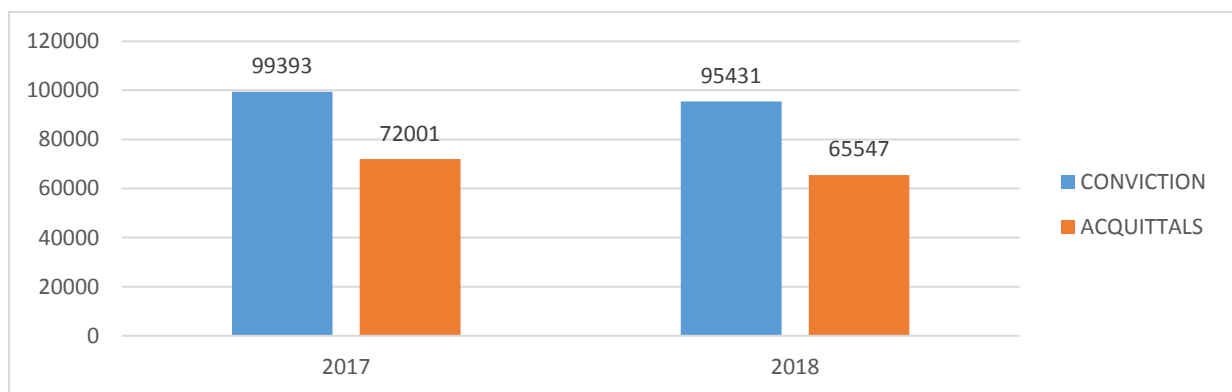
REPORT OF THE DISTRICT FOR THE YEARS

YEAR	PREVIOUS PENDENCY (OPENING BALANCE)	FRESH CASES	Transferred to Special Courts (ATC / ACC etc)	TOTAL CASES PROSECUTED	TOTAL DISPOSAL OF CASES				PENDING CASES IN COURTS
					CONVICTION	ACQUITTALS	CONSIGNED TO RECORD + CANCELLATION ACCEPTED	TOTAL DISPOSAL	
2017	437675	298646	11	736310	99393	72001	191765	363159	373151
2018	373151	302298	5	675444	95431	65547	173472	334450	340994

TOTAL CASES PROSECUTED AND DECIDED DURING THE YEAR 2018



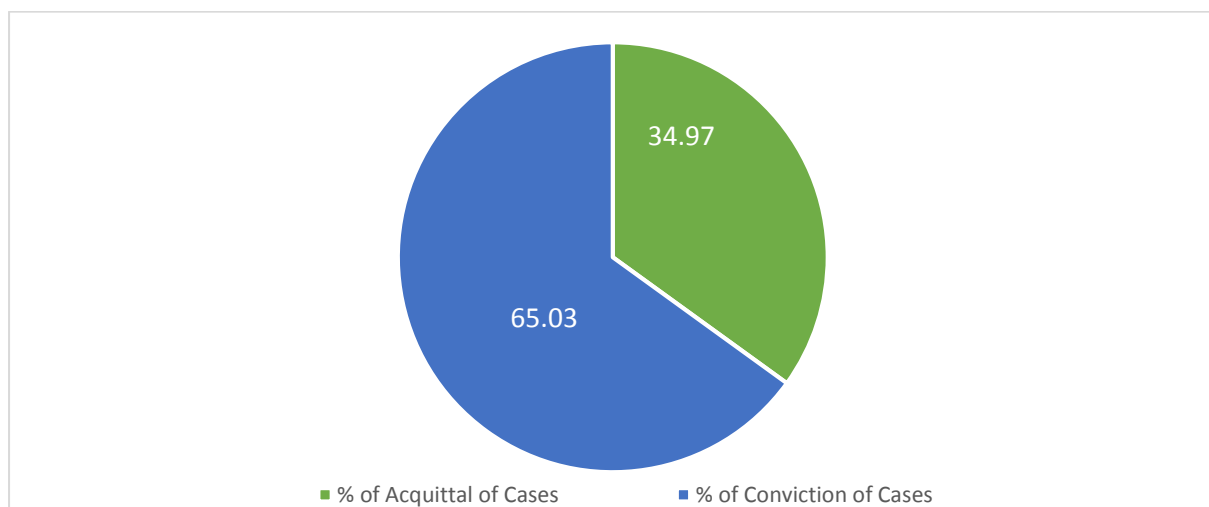
IMPACT ANALYSIS FOR THE YEARS 2017& 2018



The graph shows negative trend as far as conviction is concerned because there is a little bit dip in conviction rate in the year 2018 as compared to the conviction rate in the year 2017.

Category of Cases	Total Cases Decided	Total Cases resulted into Convictions	Total cases resulted into Acquittals	% of Acquittal of Cases	% of Conviction of Cases
Cases Triable by Sessions Court	24271	14782	9489	37.13	62.87
Magisterial Cases Triable by MS-30	6658	1818	4840	60.83	39.17
Magisterial Cases Triable by MIC	94687	50309	44378	39.58	60.42
Magisterial Cases Triable by SJM	35362	28522	6840	19.27	80.73
TOTAL	160978	95431	65547	34.97	65.03

*Acquittals mean acquittal on any ground including compromise



PIE CHART-1

5.1. ACQUITTAL CASES (MERIT) DURING THE YEAR 2018

Category of Cases	Total cases resulted into Acquittals	Total cases resulted into Acquittals on Merit	% age
Cases Triable by Sessions Court	9489	3557	37.49%
Magisterial Cases Triable by MS-30	4840	320	6.61%
Magisterial Cases Triable by MIC	44378	4158	9.37%
Magisterial Cases Triable by SJM	6840	952	13.92%
T O T A L	65547	8987	13.71%

5.2. ACQUITTAL CASES (RESILING OF WITNESSES)

Category of Cases	Total cases resulted into Acquittals	Total cases resulted into Acquittals on Resilling of Witnesses	%age
Cases Triable by Sessions Court	9489	4626	48.75%
Magisterial Cases Triable by MS-30	4840	1760	36.36%
Magisterial Cases Triable by MIC	44378	21470	48.38%
Magisterial Cases Triable by SJM	6840	190	2.78%
T O T A L	65547	28046	42.79%

5.3. ACQUITTAL CASES (COMPROMISE BASIS)

Category of Cases	Total cases resulted into Acquittals	Total cases resulted into Acquittals due to compromise	%age
Cases Triable by Sessions Court	9489	760	8.01%
Magisterial Cases Triable by MS-30	4840	2017	41.67%
Magisterial Cases Triable by MIC	44378	11416	25.72%
Magisterial Cases Triable by SJM	6840	32	0.47%
T O T A L	65547	14225	21.70%

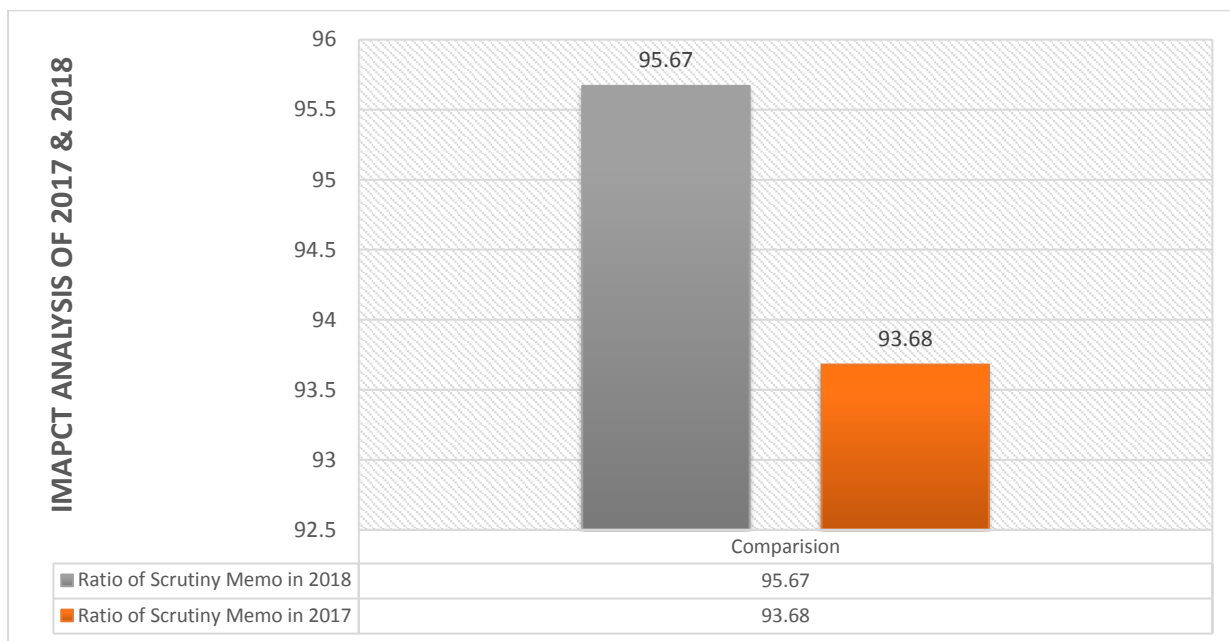
5.4. ACQUITTAL CASES (DEFICIT EVIDENCE)

Category of Cases	Total cases resulted into Acquittals	Total cases resulted into Acquittals due to Deficit Evidence	%age
Cases Triable by Sessions Court	9489	546	5.75%
Magisterial Cases Triable by MS-30	4840	743	15.35%
Magisterial Cases Triable by MIC	44378	7334	16.53%
Magisterial Cases Triable by SJM	6840	5666	82.84%
T O T A L	65547	14289	21.79%

6 POSITION REGARDING PREPARATION OF SCRUTINY MEMO U/S 9(5) OF PCPS ACT 2006

Total 355897 reports u/s 173 Cr.P.C were received to prosecutors for scrutiny. 314313 reports were submitted in courts whereas 41584 reports were sent back to police for rectification of objections raised by prosecutors while conducting scrutiny. Scrutiny memos u/s 9(5) of PCPS Act, 2006 were prepared in 340499 cases. The Ratio of preparation of scrutiny memo was remained 95.67% during the year 2018. The average of preparation of scrutiny memo in 2017 was 93.68 %. The ratio was increased 5.48 % in 2018. This segment has improved due to continuous inspections and recommending actions against delinquents.

Note: The data based on monthly diaries received from the District Public Prosecution offices.



The graph shows positive trend as far as preparation of scrutiny memos is concerned because there is an upsurge of two points in preparation rate in the year 2018 as compared to the rate in the year 2017.

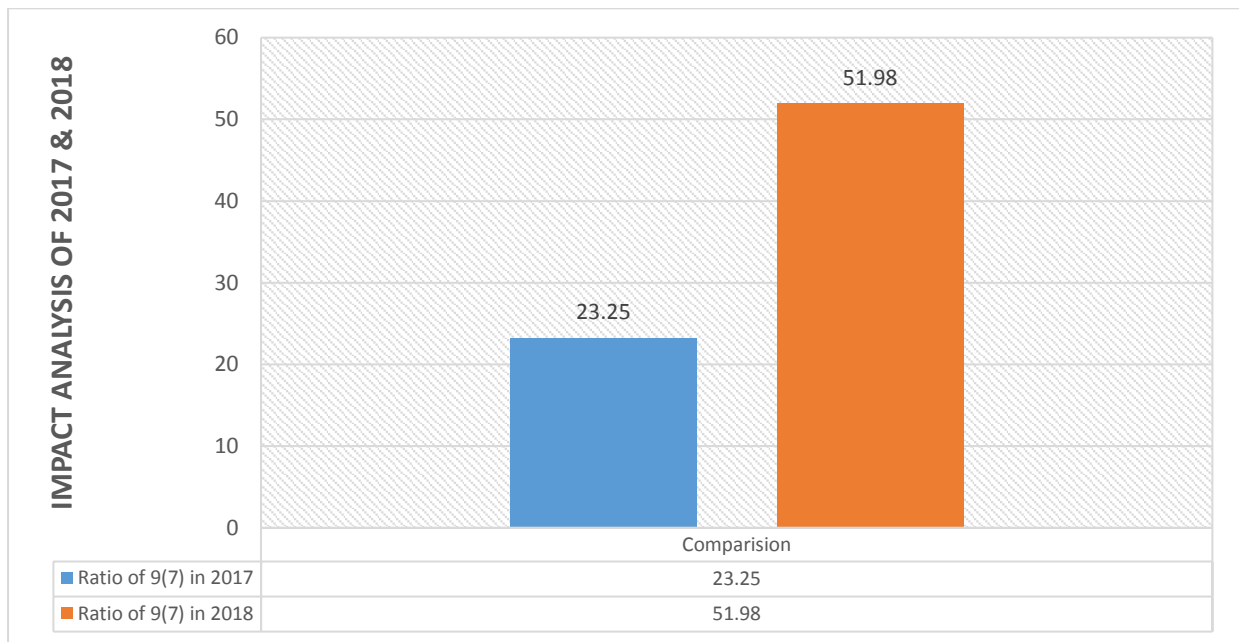
6. ANALYSIS OF SCRUTINY MEMOS

Scrutiny memos were found to be prepared in a much-unpremeditated manner. The monitoring team assumed that prosecutors are not paying due attention towards the scrutiny of cases i.e., Gist of allegation, available evidence (whether evidence have been collected properly or some additional evidence is required to be collected and applicability of non-heinous offences in the case.

7 POSITION OF REPORTS PREPARATION OF CASE REVIEW U/S 9(7) PCPS ACT-2006

Total 355897 reports u/s 173 Cr.P.C were received to prosecutors for scrutiny. 314313 reports were submitted in courts whereas 41584 reports were sent back to police for rectification of objections raised by prosecutors while conducting scrutiny. Case review u/s 9(7) of PCPS Act, 2006 were prepared in 163399 cases among the total of 314313. The Ratio of preparation of Case review is remained 51.98% during the year 2018. The average of preparation of Case review in 2017 was 23.25 %. The ratio was increased 27.26%in 2018. This segment has improved due to continuous inspections and recommending actions against delinquents.

Note: The data based on monthly diaries received from the DPP offices.



The graph shows a positive trend as far as preparation of case review reports u/s 9(7) PCPS Act 2006 is concerned and there is an upsurge of 28 points in the year 2018 as compared to the same trend in the year 2017.

7.1 ANALYSIS OF REPORTS U/S 9(7) PCPS ACT-2006

As per instruction of Department circulated vide letter No.PGP/PA/240/2014/4050 dated 07-11-2014, the result of scrutiny under section 9(7) of the Act 2006 shall compulsorily be submitted in the court of competent jurisdiction in the following manner:

- (1) Where, the police have forwarded a report (Challan) u/s 173 Criminal Procedure Code (Cr.P.C), a **prosecutor does not find sufficient evidence against all or any of the accused** (sent for trial or not sent for trial by the police), there is **no realistic prospect of conviction in the court of law after applying evidential test** and public interest as delineated in Prosecutorial Decision-Making Guidelines. The Prosecutor shall record reasons thereof;
- (2) Where police have submitted a report of **cancellation** but the prosecutor **finds sufficient evidence on record** for a realistic **prospect of conviction of an accused** in the court of law;
- (3) If **more than one accused person** has the same role in a case, result in respect of them can be jointly written.

At the end of result of scrutiny, the prosecutor shall conclude in writing as under:
Prosecution case is **FIT FOR TRIAL** against all or any of the accused against specified

charges and the Court shall be requested to issue process for commencement of the trial;
or

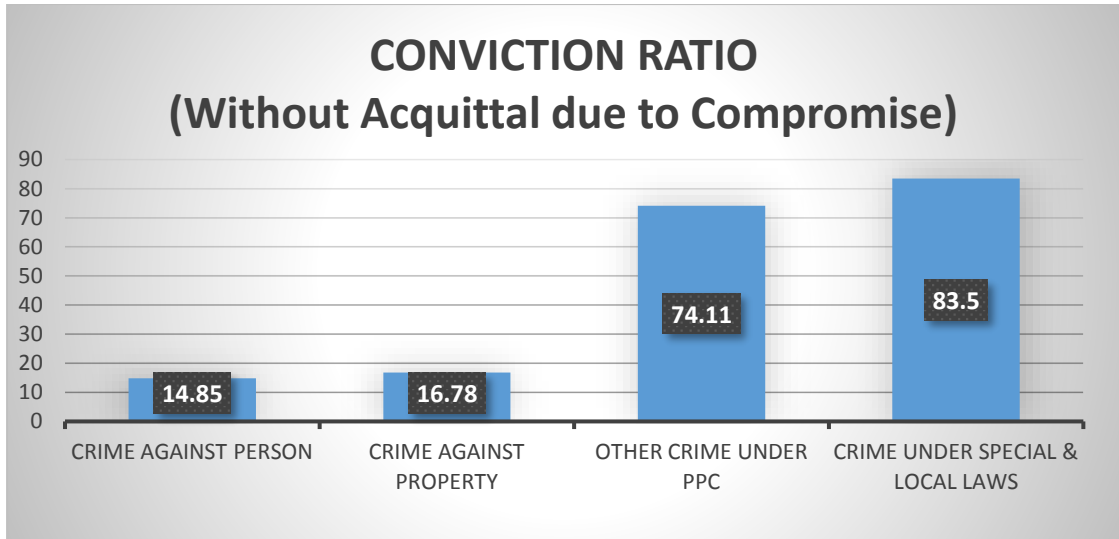
Prosecution case is **NOT FIT FOR TRIAL** against all or any of the accused and the Court shall be requested not to issue process for commencement of trial against them.

In this backdrop, record of the prosecutors was checked during inspection visits made in year 2018.

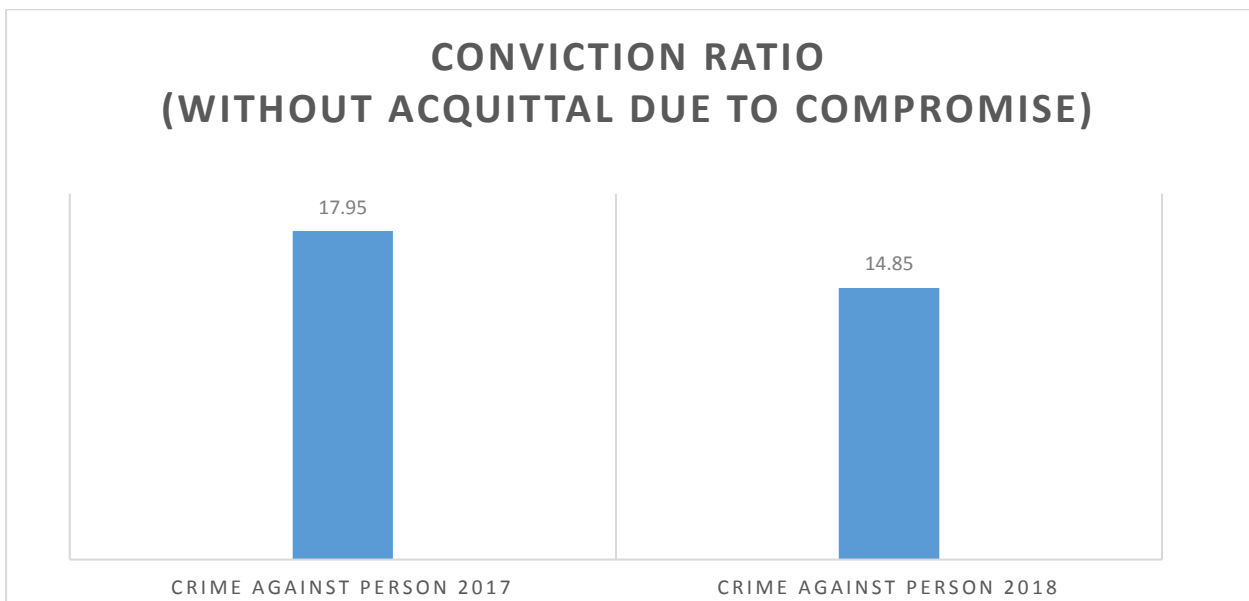
8. CASES OF CONVICTION CRIME- WISE

The position of conviction pronounced by the courts during year 2018 is as follow. The position is based on the data submitted to the Inspectorate on monthly basis by the concerned Prosecutor.

DESCRIPTION	TOTAL CASES RESULTED INTO CONVICTION									CONVICTION RATIO (Without Acquittal due to Compromise)
	Death	Life	Imprisonment above 7 years	Imprisonment below 7 years	Imprisonment below 3 years	Probation	Diyat / Fine	Amount of Diyat / Fine	Total	
CRIME AGAINST PERSON	526	543	153	179	301	93	288	199208827	2083	14.85
CRIME AGAINST PROPERTY	0	0	9	142	2632	421	250	4040800	3454	16.78
OTHER CRIME UNDER PPC	2	7	3	4	2531	5630	21383	53350082	29560	74.11
CRIME UNDER SPECIAL & LOCAL LAWS	3	35	98	1032	9921	23996	25249	101303872	60334	83.50
GRAND TOTAL	531	585	263	1357	15385	30140	47170	357903581	95431	65.03

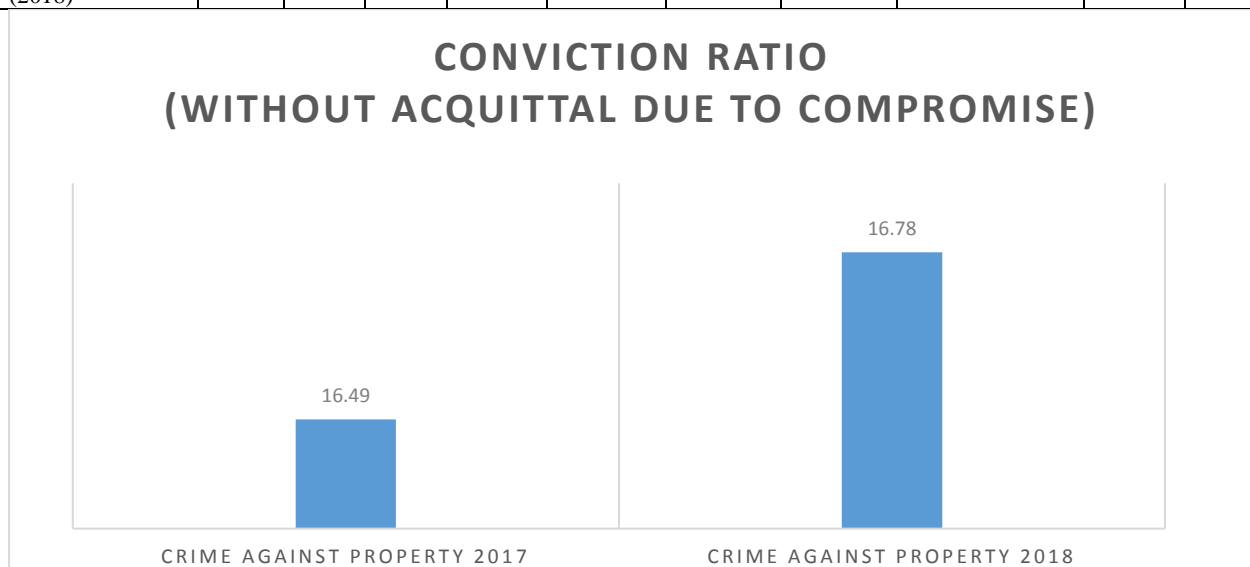


DESCRIPTION	TOTAL CASES RESULTED INTO CONVICTION									CONVICTION RATIO (Without Acquittal due to Compromise)
	Death	Life	Imprisonment above 7 years	Imprisonment below 7 years	Imprisonment below 3 years	Probation	Diyat / Fine	Amount of Diyat / Fine	Total	
CRIME AGAINST PERSON (2017)	904	768	120	200	658	0	436	164560733	3086	17.95
CRIME AGAINST PERSON (2018)	526	543	153	179	301	93	288	199208827	2083	14.85



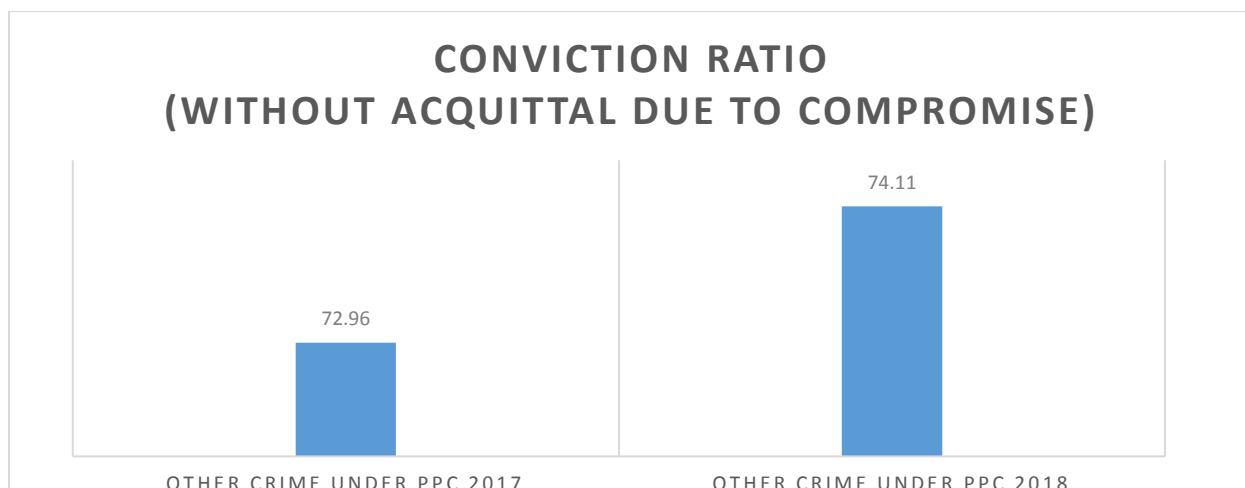
The graph shows a negative trend as it shows a dip of 3 points in the year 2018 as compared to the same trend in the year 2017.

DESCRIPTION	TOTAL CASES RESULTED INTO CONVICTION									CONVICTION RATIO (Without Acquittal due to Compromise)
	Death	Life	Imprisonment above 7 years	Imprisonment below 7 years	Imprisonment below 3 years	Probation	Diyat / Fine	Amount of Diyat / Fine	Total	
CRIME AGAINST PROPERTY (2017)	0	1	3	139	3263	0	289	4545900	3695	16.49
CRIME AGAINST PROPERTY (2018)	0	0	9	142	2632	421	250	4040800	3454	16.78



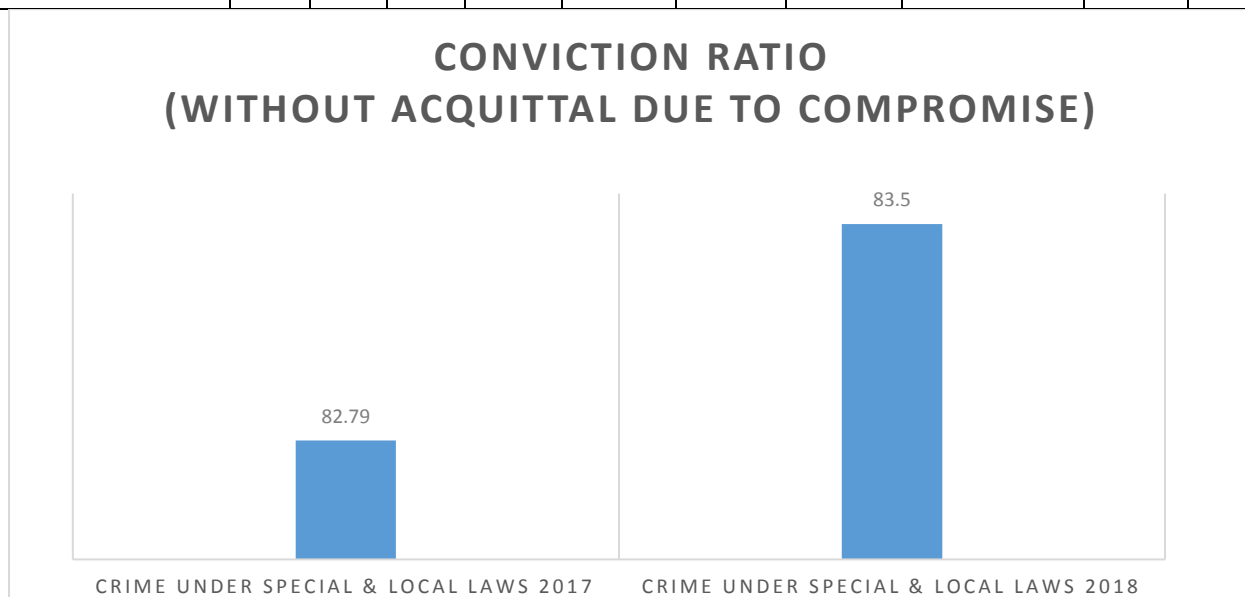
The graph shows slight positivity in this regard in the year 2018.

DESCRIPTION	TOTAL CASES RESULTED INTO CONVICTION									CONVICTION RATIO (Without Acquittal due to Compromise)
	Death	Life	Imprisonment above 7 years	Imprisonment below 7 years	Imprisonment below 3 years	Probation	Diyat / Fine	Amount of Diyat / Fine	Total	
OTHER CRIME UNDER PPC (2017)	2	4	0	13	7250	0	18780	38873365	26049	72.96
OTHER CRIME UNDER PPC (2018)	2	7	3	4	2531	5630	21383	53350082	29560	74.11



The graph shows a positive trend in this regard with an upsurge of 2 points in the year 2018 as compared to the same trend in the year 2017.

DESCRIPTION	TOTAL CASES RESULTED INTO CONVICTION									CONVICTION RATIO (Without Acquittal due to Compromise)
	Death	Life	Imprisonment above 7 years	Imprisonment below 7 years	Imprisonment below 3 years	Probation	Diyat / Fine	Amount of Diyat / Fine	Total	
OTHER CRIME UNDER SPECIAL & LOCAL LAWS (2017)	0	52	125	1322	33903	0	31161	128591553	66563	82.79
CRIME UNDER SPECIAL & LOCAL LAWS(2018)	3	35	98	1032	9921	23996	25249	101303872	60334	83.50

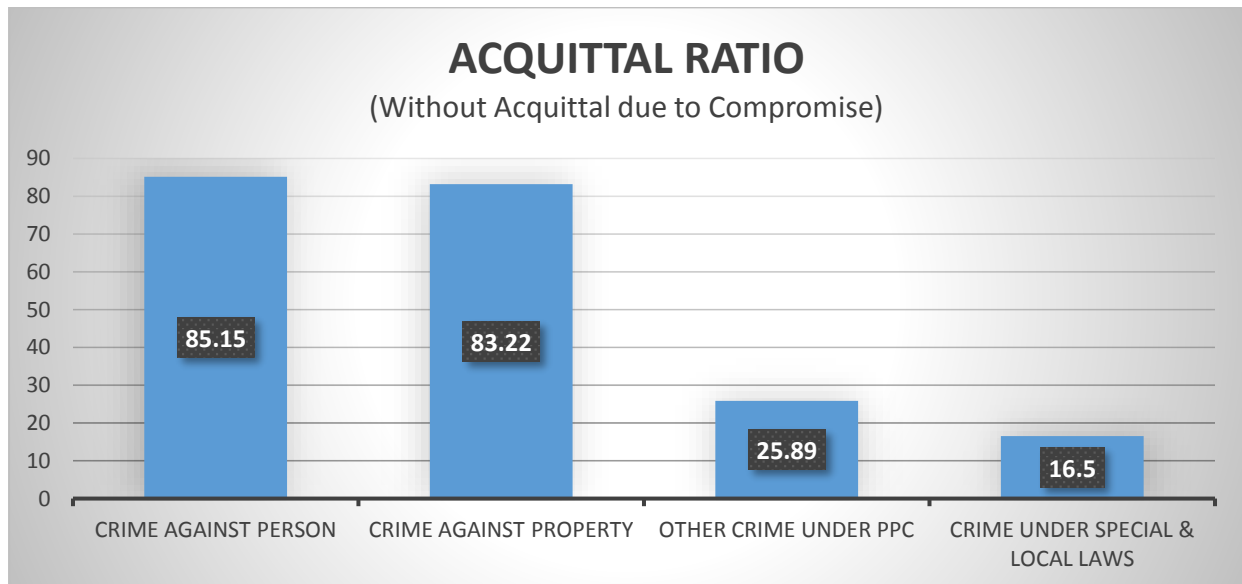


The graph shows a positive trend with an upsurge of 01 point in the year 2018 as compared to the same trend in the year 2017.

8.1 CASES OF ACQUITTAL CRIME- WISE

The position of acquittals pronounced by the courts during year 2018 is as follow. The position is based on the data submitted to the Inspectorate on monthly basis by the concerned Prosecutor.

DESCRIPTION	TOTAL CASES RESULTED INTO ACQUITTAL				ACQUITTAL RATIO (Without Acquittal due to Compromise)	
	Merit	Due to compromise	U/S 249-A / 265-K Cr.P.C			Acquittals
			Due to reselling of witness	Due to deficit Evidence /Other grounds		
CRIME AGAINST PERSON	1768	9350	9564	614	21296	85.15
CRIME AGAINST PROPERTY	1124	2838	11784	4223	19969	83.22
OTHER CRIME UNDER PPC	1673	2027	6402	2252	12354	25.89
CRIME UNDER SPECIAL & LOCAL LAWS	4422	10	296	7200	11928	16.50
GRAND TOTAL	8987	14225	28046	14289	65547	34.97



DESCRIPTION	TOTAL CASES RESULTED INTO ACQUITTAL					ACQUITTAL RATIO (Without Acquittal due to Compromise)
	Merit	Due to compromise	U/S 249-A / 265-K Cr.P.C		Acquittals	
			Due to reselling of witness	Due to deficit Evidence /Other grounds		
CRIME AGAINST PERSON(2018)	1768	9350	9564	614	21296	85.15
CRIME AGAINST PERSON(2017)	2184	10194	11144	778	24300	82.05

The table shows a negative trend as the acquittal rate shows an upsurge by 3 points in the year 2018 as compared to the same trend in the year 2017.

DESCRIPTION	TOTAL CASES RESULTED INTO ACQUITTAL					ACQUITTAL RATIO (Without Acquittal due to Compromise)
	Merit	Due to compromise	U/S 249-A / 265-K Cr.P.C		Acquittals	
			Due to reselling of witness	Due to deficit Evidence /Other grounds		
CRIME AGAINST PROPERTY(2018)	1124	2838	11784	4223	19969	83.22
CRIME AGAINST PROPERTY(2017)	1069	3183	14574	3069	21895	16.49

The table shows a negative trend as the acquittal rate shows an upsurge by 67 points in the year 2018 as compared to the same trend in the year 2017.

DESCRIPTION	TOTAL CASES RESULTED INTO ACQUITTAL					ACQUITTAL RATIO (Without Acquittal due to Compromise)
	Merit	Due to compromise	U/S 249-A / 265-K Cr.P.C		Acquittals	
			Due to reselling of witness	Due to deficit Evidence /Other grounds		
OTHER CRIME UNDER PPC(2018)	1673	2027	6402	2252	12354	25.89
OTHER CRIME UNDER PPC(2017)	1638	2300	6225	1793	11956	27.04

The table shows a positive trend as the acquittal rate shows a dip by 2 points the year 2018 as compared to the same trend in the year 2017.

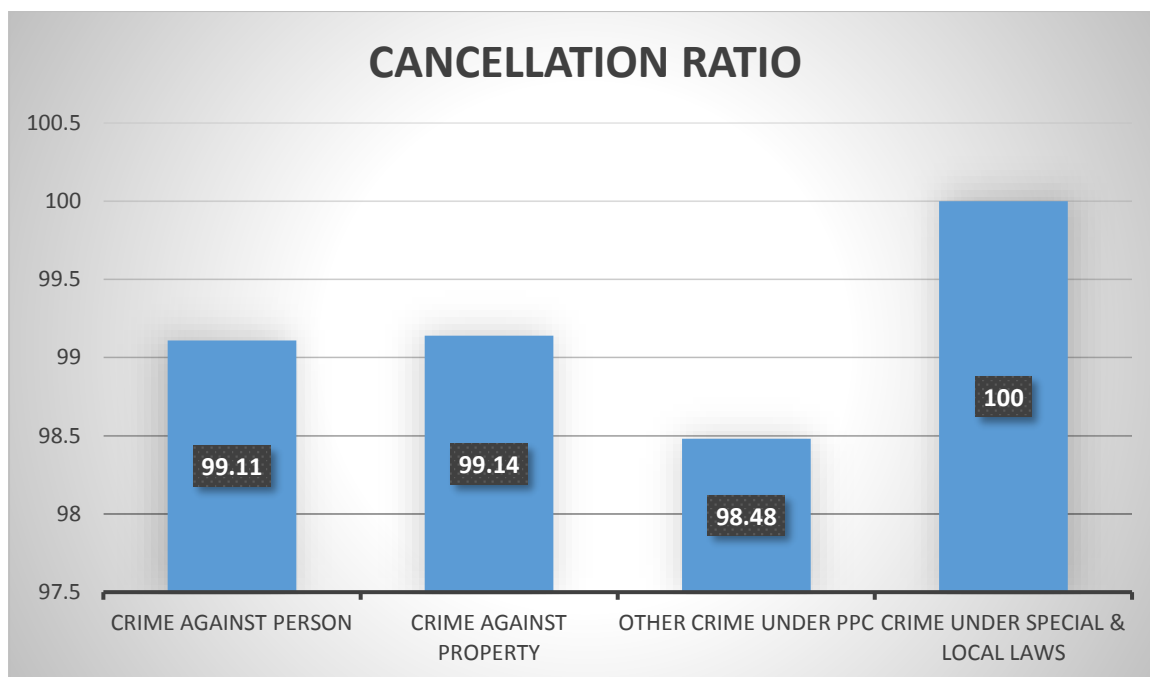
DESCRIPTION	TOTAL CASES RESULTED INTO ACQUITTAL					ACQUITTAL RATIO (Without Acquittal due to Compromise)
	Merit	Due to compromise	U/S 249-A / 265-K Cr.P.C		Acquittals	
			Due to reselling of witness	Due to deficit Evidence /Other grounds		
CRIME UNDER SPECIAL & LOCAL LAWS(2018)	4422	10	296	7200	11928	16.50
CRIME UNDER SPECIAL & LOCAL LAWS(2017)	4618	15	421	8796	13850	17.21

The table shows a positive trend as the acquittal rate shows a dip by 1 point in the year 2018 as compared to the same trend in the year 2017.

8.2 CASES OF CANCELLATION REPORTS CRIME- WISE

The position of cases cancelled by the courts during year 2018 is as follow. The position is based on the data submitted to Inspectorate on monthly basis by the concerned Prosecutor.

DESCRIPTION	CANCELLATION REPORTS ACCEPTED BY THE COURTS	CANCELLATION REPORTS DISAGREED BY THE COURTS	CANCELLATION RATIO
CRIME AGAINST PERSON	4882	44	99.11
CRIME AGAINST PROPERTY	4369	38	99.14
OTHER CRIME UNDER PPC	2651	41	98.48
CRIME UNDER SPECIAL & LOCAL LAWS	228	0	100.00
GRAND TOTAL	12130	123	99.00



GRAPH-6

9. WORKING OF DISTRICT APPEAL COMMITTEES

In order to check the position of Post-Trial Prosecution, the record relating to working of Appeal Committee was checked/analyzed and found the position was very dreadful. A few instances are as follow: -

- In some cases, **different reference** had been submitted to Appeal Committee but the same were not considered by Appeal Committee for a long period of time
- The Prosecutors did not forward their opinion regarding suitability of appeal or otherwise
- Prosecutors send references to the District Appeal Committee for filing appeal etc. against the court's decision arbitrarily;
- The District Appeal Committee does not meet regularly;
- The copy of judgment is not procured as a result appeal case under consideration is not analyzed meticulously;

10. PROSECUTION IN SPECIAL COURTS – POSITION

Following is the detail of special courts working in the Punjab.

Anti-Terrorism Courts	17
Anti-Corruption Courts	10
Drug Courts	6
Environmental Tribunal	1
Child Protection Court	1
T O T A L	35

Following is the position in respect of Special Prosecutors posted in Special Courts working in Punjab regarding writing of reports u/s 9(7) PCPS Act-2006, Scrutiny of cases and decided cases etc. The position is based on the data submitted to the Inspectorate on monthly basis by the concerned Prosecutor.

11. PERFORMANCE ANALYSIS OF PROSECUTORS WORKING IN ANTI-TERRORISM COURTS.

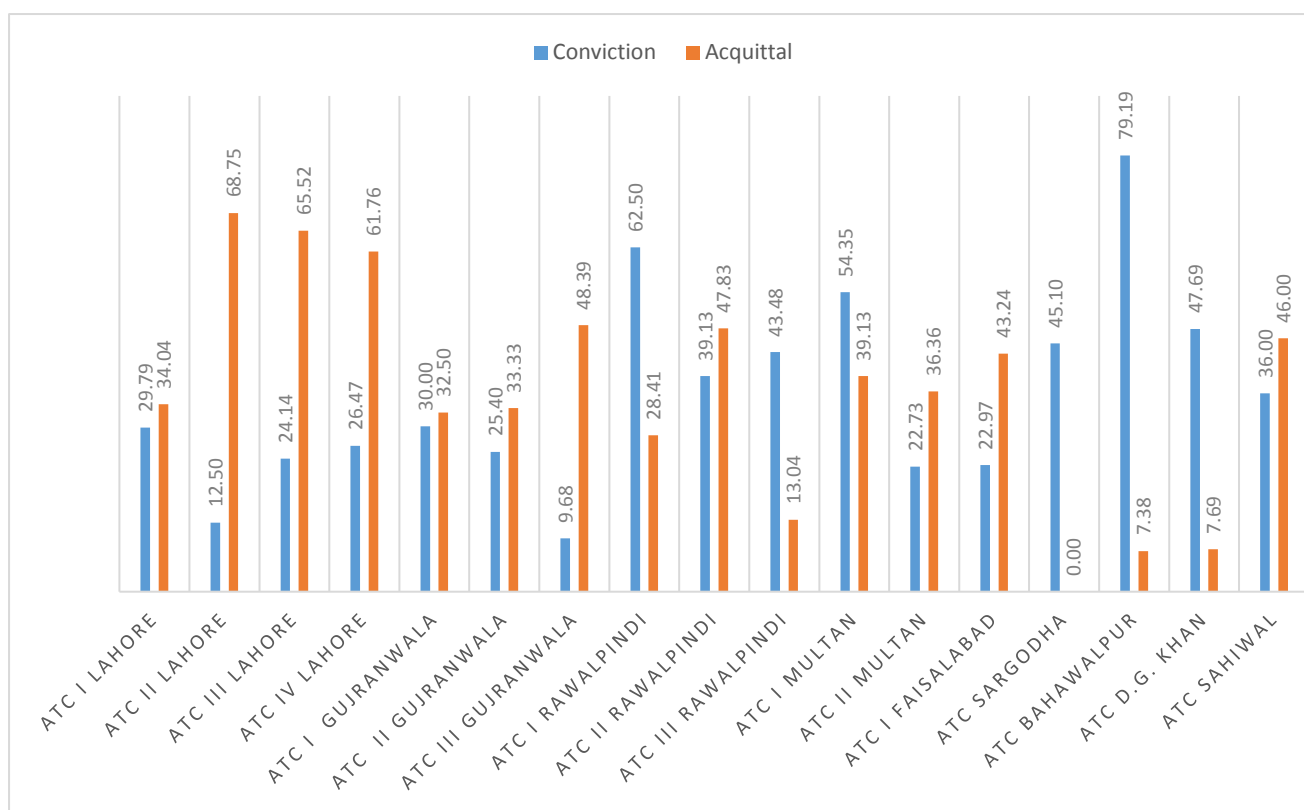
The performance of the prosecutors is as follow:

11.1 POSTION OF ACQUITTALS & CONVICTIONS CASES IN ANTI-TERRORISM COURTS.

The position of acquittals & convictions pronounced by the courts during year 2018 is as follow. The position is based on the data submitted to the Inspectorate on monthly basis by the concerned Prosecutor.

Name of Courts	Total Disposal	Total Cases Decided	Total Cases resulted into Convictions	Total cases resulted into Acquittals on merit	Total cases resulted into Acquittals on 265-K	% of Conviction	% of Acquittal on merit
ATC I Lahore	104	47	14	16	17	29.79	34.04
ATC II Lahore	37	16	2	11	3	12.50	68.75
ATC III Lahore	43	29	7	19	3	24.14	65.52
ATC IV Lahore	43	34	9	21	4	26.47	61.76
ATC I Gujranwala	61	40	12	13	15	30.00	32.50
ATC II Gujranwala	99	63	16	21	26	25.40	33.33

ATC III Gujranwala	38	31	3	15	13	9.68	48.39
ATC I Rawalpindi	126	88	55	25	8	62.50	28.41
ATC II Rawalpindi	100	46	18	22	6	39.13	47.83
ATC III Rawalpindi	28	23	10	3	10	43.48	13.04
ATC I Multan	71	46	25	18	3	54.35	39.13
ATC II Multan	45	22	5	8	9	22.73	36.36
ATC I Faisalabad	116	74	17	32	25	22.97	43.24
ATC Sargodha	66	51	23	0	28	45.10	0.00
ATC Bahawalpur	177	149	118	11	20	79.19	7.38
ATC D.G. Khan	149	65	31	5	29	47.69	7.69
ATC Sahiwal	68	50	18	23	9	36.00	46.00
Total	1371	874	383	263	228	43.82	30.09



The graph shows that the highest conviction rate was secured by ATC Bahawalpur at a ratio of 79.19% and the lowest conviction rate was secured by ATC-III Gujranwala at a ratio of 09.68%. The graph shows that the highest rate of acquittal on merit was noted in ATC-II Lahore at a ratio of 68.75% whereas the lowest rate was 0% noted at ATC Sargodha.

11.4 DISPOSAL OF CASES / RATIO OF CONVICTION AND ACQUITTAL

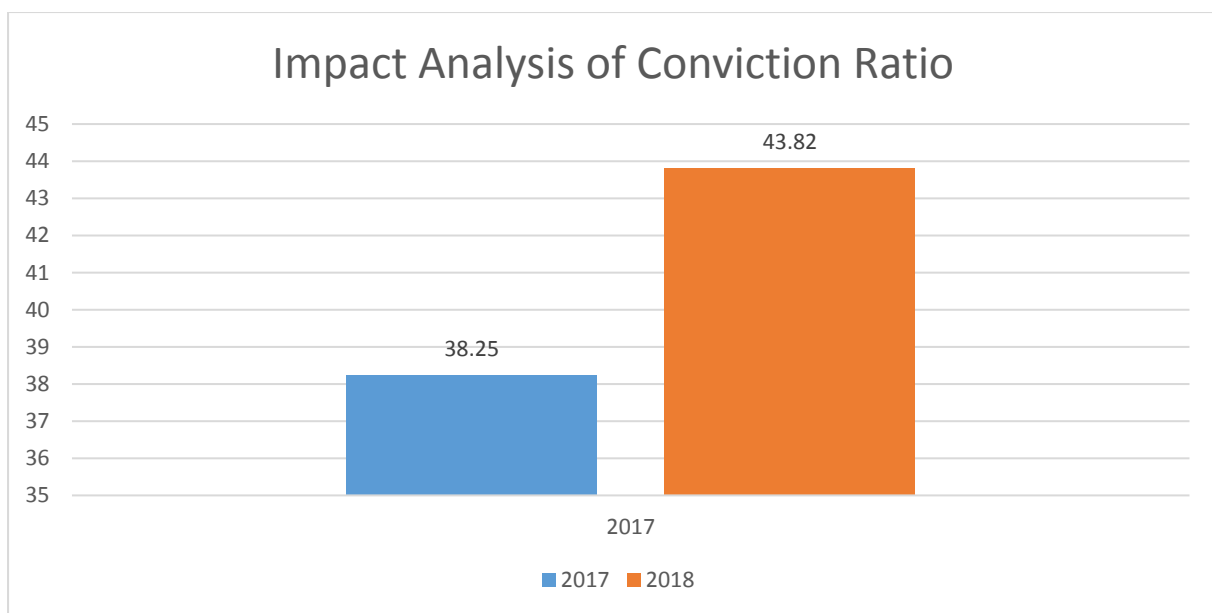
During the year 2018, total 1231 reports u/s 173 Cr.P.C were received, out of them 1168 were submitted into courts. Prosecutors prepared scrutiny memo u/s 9(5) of PCPS

Act, 2006 in 1231 cases (**100%**) and case review reports u/s 9(7) of PCPS Act, 2006 in 1168 cases (**100%**).

During the year 2018, total 874 cases were decided out of which, in 383 cases conviction was awarded and 491 cases were resulted into acquittal. The conviction ratio was remained **43.82%**.

The conviction rate was increased 5% from the conviction rate of 2017. The impact analysis of both the years is as under;

Year	Total Decided	Total cases resulted into Conviction	Conviction Ratio	Total Cases resulted into Acquittal		
				Merit	Acquittal due to other basis	Total Acquittal
2017	753	288	38.25	244	221	465
2018	874	383	43.82	263	228	491



12. PERFORMANCE ANALYSIS OF PROSECUTORS WORKING AT ANTI-CORRUPTION COURTS.

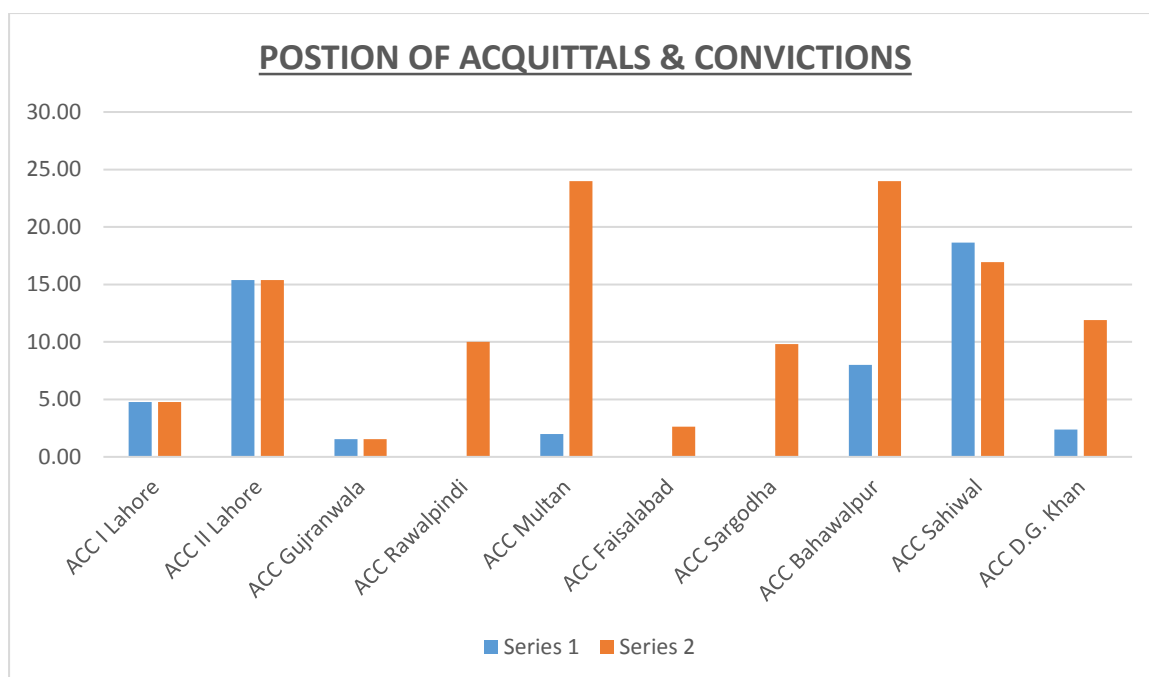
The position is as follows;

12.1 POSTION OF ACQUITTALS & CONVICTIONS CASES IN ANTI-CORRUPTION COURTS.

The position of acquittals & convictions pronounced by the courts during year 2018 is as follow. The position is based on the data submitted to the Inspectorate on monthly basis by the concerned Prosecutor.

Name of Courts	Total Disposal	Total Cases Decided	Total Cases resulted into Convictions	Total cases resulted into Acquittals on merit	Total cases resulted into Acquittals on 265-K	% of Conviction	% of Acquittal on merit
ACC I Lahore	83	21	1	1	19	4.76	4.76
ACC II Lahore	172	65	10	10	45	15.38	15.38
ACC Gujranwala	363	65	1	1	63	1.54	1.54
ACC Rawalpindi	49	20	0	2	18	0.00	10.00
ACC Multan	229	100	2	24	74	2.00	24.00
ACC Faisalabad	174	76	0	2	74	0.00	2.63
ACC Sargodha	130	51	0	5	46	0.00	9.80
ACC Bahawalpur	68	25	2	6	17	8.00	24.00
ACC Sahiwal	234	118	22	20	76	18.64	16.95
ACC D.G. Khan	121	42	1	5	36	2.38	11.90
Total	1623	583	39	76	468	6.69	13.04

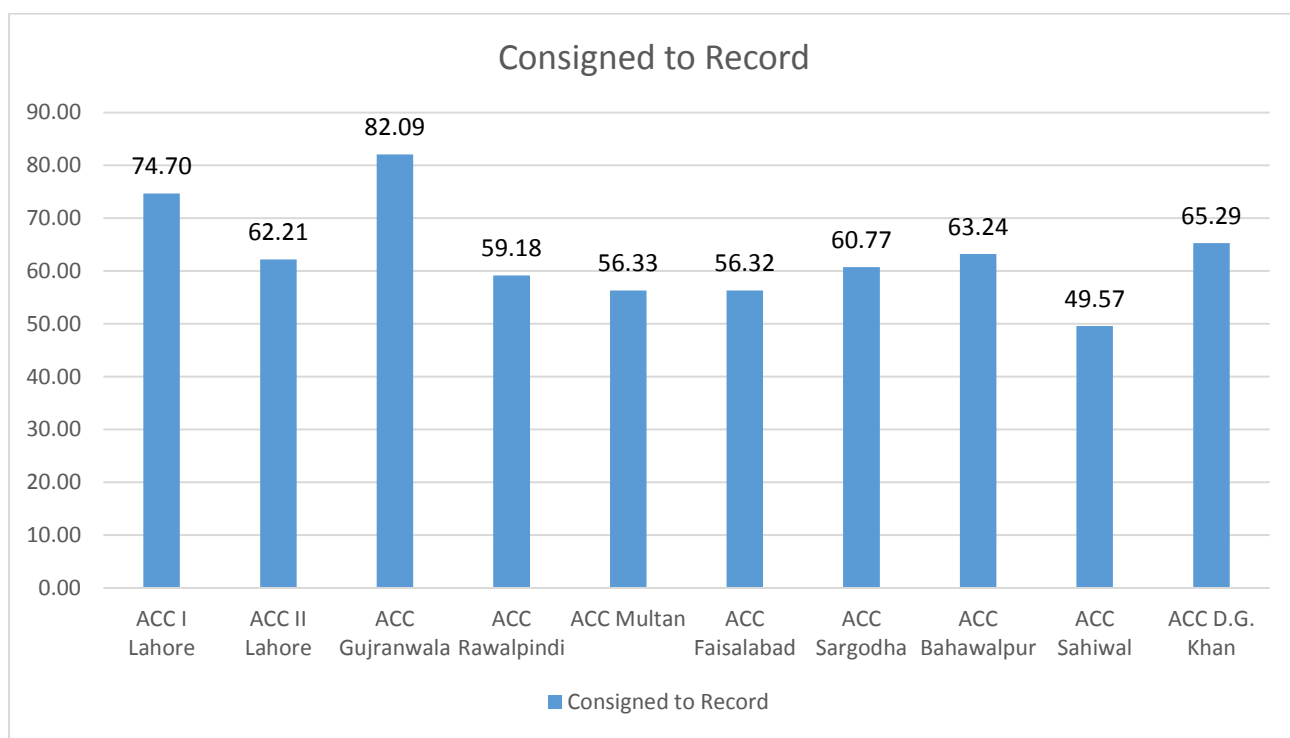
The table shows that Anti-Corruption Court Sahiwal secured highest conviction rate of 18.64 in the year 2018.



12.2 POSITION OF CONSIGNED CASES IN ANTI-CORRUPTION COURTS

The following is the position of consign cases in Anti-Corruption Courts during the year of 2018. The position is based on the data submitted to the Inspectorate.

Sr.No	Name of Court	TOTAL DISPOSAL	Consigned+ Cancellation accepted	% Percentage
1	ACC I Lahore	83	62	74.70
2	ACC II Lahore	172	107	62.21
3	ACC Gujranwala	363	298	82.09
4	ACC Rawalpindi	49	29	59.18
5	ACC Multan	229	129	56.33
6	ACC Faisalabad	174	98	56.32
7	ACC Sargodha	130	79	60.77
8	ACC Bahawalpur	68	43	63.24
9	ACC Sahiwal	234	116	49.57
10	ACC D.G. Khan	121	79	65.29
TOTAL		1623	1040	64.08



12.3 DISPOSAL OF CASES / RATIO OF CONVICTION AND ACQUITTAL

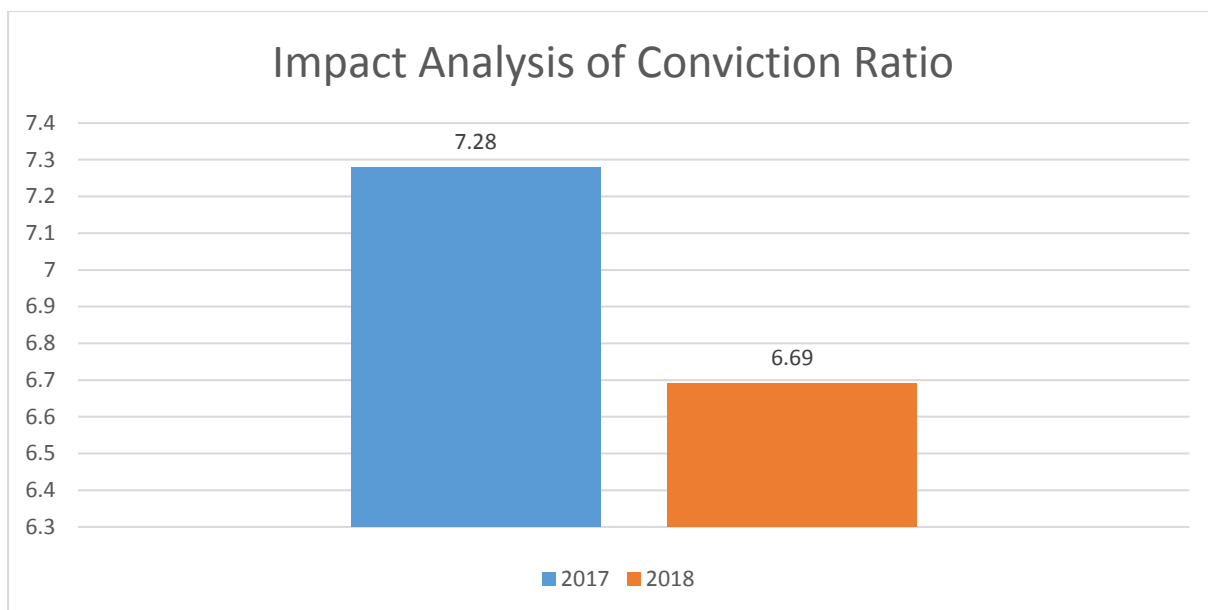
During the year 2018, total 2334 reports u/s 173 CrPC were received, out of them 1728 were submitted into courts. Prosecutors prepared scrutiny memo u/s 9(5) of PCPS Act, 2006 in 1834 cases (**78.57%**) and case review reports u/s 9(7) of PCPS Act, 2006 in 1728 cases.

During the year 2018, total 583 cases were decided out of which in 39 cases conviction was awarded and 544 cases were resulted into acquittal. The conviction ratio was remained **6.69%**.

The conviction rate slightly decreased in the year 2018 as compared to the rate in the year 2017.

The detailed impact analysis of both the years is as under;

Year	Total Decided	Total cases resulted into Conviction	Conviction Ratio	Total Cases resulted into Acquittal		
				Merit	Acquittal due to other basis	Total Acquittal
2017	920	67	7.28	91	762	853
2018	583	39	6.69	76	468	544



13. PERFORMANCE ANALYSIS OF PROSECUTORS WORKING AT DRUG COURTS

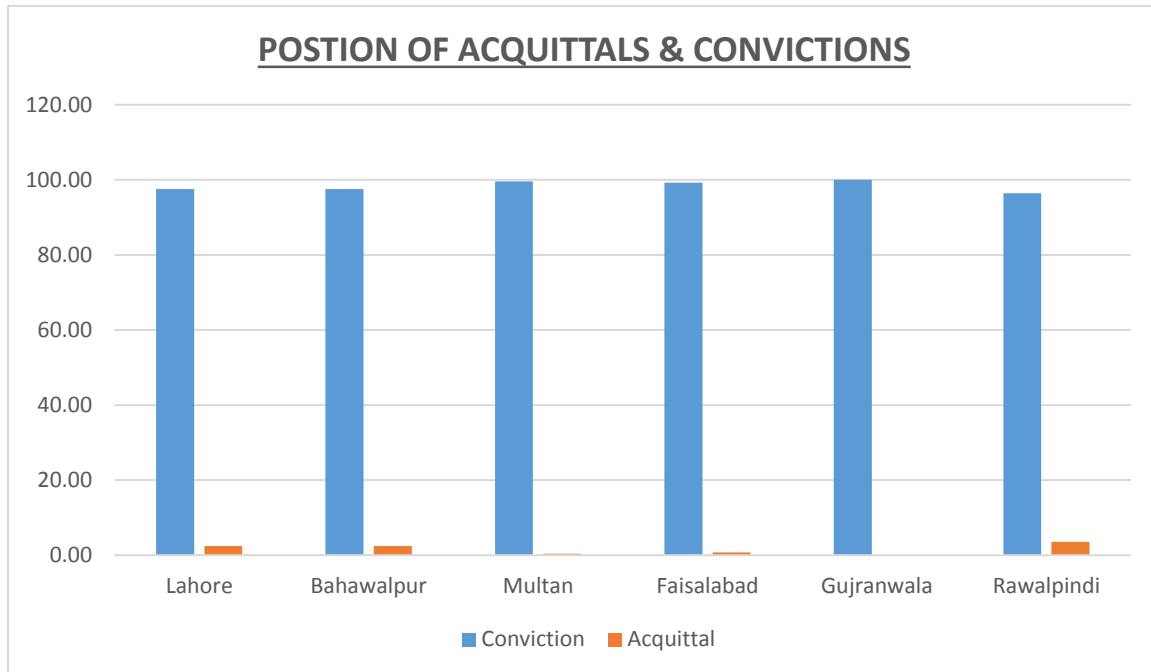
The position is as follow;

13.1 POSTION OF ACQUITTALS & CONVICTIONS CASES IN DRUG COURTS

The position of acquittals & convictions pronounced by the courts during the year 2018 is as follows. The position is based on the data submitted to Inspectorate on monthly basis by the concerned Prosecutor.

Name of Courts	Total Disposal	Total Cases Decided	Total Cases resulted into Convictions	Total cases resulted into Acquittals	% of Conviction	% of Acquittal
Lahore	306	288	281	7	97.57	2.43
Bahawalpur	214	202	197	5	97.52	2.48
Multan	1077	692	689	3	99.57	0.43
Faisalabad	439	424	421	3	99.29	0.71
Gujranwala	144	126	126	0	100.00	0.00
Rawalpindi	336	309	298	11	96.44	3.56
Total	2516	2041	2012	29	98.58	1.42

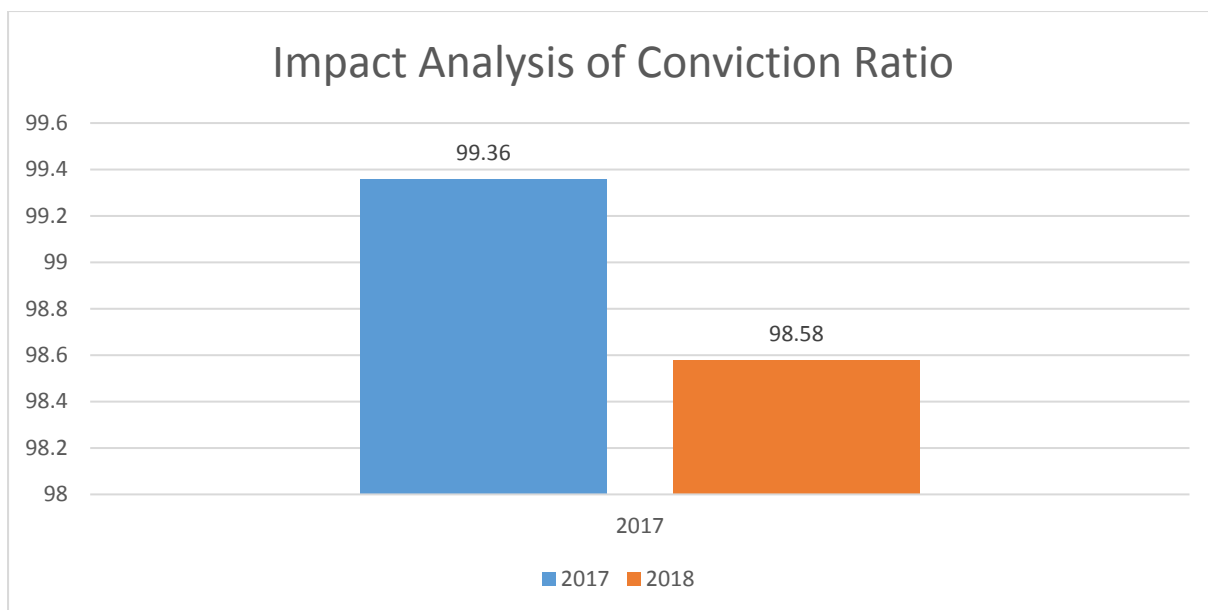
The table shows that Drug Court Gujranwala secured highest 100% conviction rate while Drug Court Rawalpindi remained lowest with conviction rate at 96.44 %.



13.1 DISPOSAL OF CASES / RATIO OF CONVICTION AND ACQUITTAL

During the year 2018, total 2041 cases were decided out of those case convictions was handed down in 2012 cases whereas 29 cases were resulted into acquittal. The conviction ratio slightly decreased in the year 2018 as compared to the rate noted in the year 2017. The detailed impact analysis is as under;

Year	Total Decided	Total cases resulted into Conviction	Conviction Ratio	Total Cases resulted into Acquittal
2017	1863	1851	99.36	12
2018	2041	2012	98.58	29



14. PERFORMANCE ANALYSIS OF PROSECUTORS WORKING AT PUNJAB ENVIRONMENTAL TRIBUNAL

The position is based on the data submitted to the Inspectorate on monthly basis by the concerned Prosecutor.

Total Cases Decided	Total Cases resulted into Convictions in Imprisonment	Total Cases resulted into Convictions in Fine	Total cases resulted into Acquittals on merit	Total cases resulted into Acquittals on Technical ground
210	0	12	0	198

15. PERFORMANCE ANALYSIS OF PROSECUTORS WORKING AT HIGH COURT

Lahore High Court besides bench at Principal seat has 3 other regional benches at Rawalpindi, Multan & Bahawalpur. Following statistics will show the conduct of prosecution before Hon’ble Lahore High Court at its all benches. The position is based on the data submitted by concerned prosecutors on monthly basis.

LAHORE HIGH COURT, ALL BENCHES**CASES DECIDED DURING THE PERIOD 01-01-2018 TO 31-12-2018**

Sr. No	Nature of Case	Nature of Result	Principal Seat	Bahawalpur Bench	Multan Bench	Rawalpindi Bench	Total
1	Appeal Against Death Sentence	Dismissed	59	15	3	11	88
		Acquitted / Allowed	311	47	70	41	469
		Converted	214	15	40	53	322
2	Appeal Against Life Imprisonment	Dismissed	229	11	33	5	278
		Acquitted / Allowed	147	23	90	2	262
		Converted	18	0	0	0	18
3	Appeal Against Other Conviction	Dismissed	330	112	136	322	900
		Acquitted / Allowed	285	66	125	139	615
		Converted	0	0	1	0	1
4	After Arrest Bail	Dismissed	2983	337	878	401	4599
		Acquitted / Allowed	2935	523	1166	711	5335
		Converted	0	0	0	0	0
5	Pre-Arrest Bail	Dismissed	2175	486	1503	19	4183
		Acquitted / Allowed	1926	412	1303	27	3668
		Converted	0	2	0	0	2
6	Cancellation of Bail filed by aggrieved	Dismissed	108	62	132	3	305
		Acquitted / Allowed	16	1	8	0	25
		Converted	0	0	0	0	0

7	Cancellation of Bail filed by Prosecution	Dismissed	7	8	4	3	22
		Acquitted / Allowed	1	1	1	0	3
		Converted	0	0	0	0	0
8	Suspension of Sentence	Dismissed	275	176	198	185	834
		Acquitted / Allowed	215	160	114	127	616
		Converted	0	0	0	0	0
9	Appeal Against Acquittal Filed by Complainant	Dismissed	97	28	84	2	211
		Acquitted / Allowed	8	0	4	1	13
		Converted	0	0	0	0	0
10	Appeal Against acquittal filed by Prosecution	Dismissed	10	1	2	11	24
		Acquitted / Allowed	1	0	0	37	38
		Converted	0	0	0	0	0
11	Any other petition filed by Prosecution	Dismissed	10	3	0	3	16
		Acquitted / Allowed	1	0	0	1	2
		Converted	0	0	0	0	0
12	Revision filed by aggrieved / complainant	Dismissed	103	15	77	48	243
		Acquitted / Allowed	31	8	28	20	87
		Converted	0	0	0	1	1
13	Revision filed by Prosecution	Dismissed	5	0	2	1	8
		Acquitted / Allowed	1	1	0	1	3

		Converted	0	0	0	0	0
14	Revision filed by Accused	Dismissed	94	13	101	2	210
		Acquitted / Allowed	33	3	23	1	60
		Converted	0	0	0	0	0
15	Writ Petition filed by accused	Dismissed	32	9	1	6	48
		Acquitted / Allowed	4	6	0	12	22
		Converted	0	0	0	0	0
16	Writ Petition filed by Prosecution	Dismissed	4	0	1	1	6
		Acquitted / Allowed	3	0	0	0	3
		Converted	0	0	0	0	0
17	Writ Petition filed by aggrieved / Complainant	Dismissed	16	1	2	6	25
		Acquitted / Allowed	2	0	0	4	6
		Converted	0	0	0	0	0
18	Habeas Petition	Dismissed	1474	474	438	8	2394
		Acquitted / Allowed	180	91	74	3	348
		Converted	7	0	0	0	7
19	Miscellaneous Petitions	Dismissed	120	13	24	0	157
		Acquitted / Allowed	27	1	7	0	35
		Converted	0	0	0	0	0
20	Transfer Application	Dismissed	28	8	25	0	61
		Acquitted	18	0	0	0	18

	/ Allowed					
	Converted	0	0	0	0	0
Total	Dismissed	8159	1772	3644	1037	14612
	Acquitted / Allowed	6145	1343	3013	1127	11628
	Converted	239	17	41	54	351

15.1 PERFORMANCE ANALYSIS OF PROSECUTORS WORKING IN LAHORE HIGH COURT.

i) APPEAL AGAINST DEATH SENTENCE

During the year, 2018 total Eight Hundred and seventy-nine (879) Petitions against death sentence were conducted in High Court (All Benches). In 88 cases petition was dismissed, in 469 cases accused persons were acquitted by allowing appeal and in 322 cases, Death sentence was converted into lesser punishment. Percentage is as under; -

Nature	Percentage
Appeal dismissed	10.01
Appeal allowed and accused acquitted	53.36
Death Sentence was converted	36.63

ii) PETITIONS AGAINST IMPRISONMENT FOR LIFE

Total Five Hundred and fifty-eight (558) petitions against imprisonment for life were conducted in High Court (All Benches) in the year 2018. In 278 cases petition was dismissed, in 262 accused persons were acquitted by allowing appeal and in 18 cases imprisonment for life was converted into lesser punishment. Percentage is as under; -

Nature	Percentage
Petition dismissed	49.82
Appeal allowed and accused acquitted	46.95
Convert to other imprisonment	3.23

iii) PETITIONS AGAINST OTHER SENTENCE

Total One Thousand Five Hundred and Sixteen (1516) petitions against other imprisonment were conducted in Lahore High Court (All Benches) in year 2018. In 900 cases, petition was dismissed and in 615 accused persons were acquitted by allowing appeal. One case was converted into lesser punishment, Percentage is as under; -

Nature	Percentage
Petition dismissed	59.37
Appeal allowed and accused acquitted	40.57

iv) Revision

Total Six Hundred and twelve (612) Revision were conducted in Lahore High Court (All Benches). In 461 cases revisions were dismissed, in 150 cases revisions were allowed. Percentage is as under; -

Nature of Petition	Total Petitions Contested	Dismissed	Percentage
Revision filed by Prosecution	11	8	72.73
Revision filed by Complainant	331	243	73.41
Revision filed by Accused	270	210	77.78

Nature of Petition	Total Petitions Contested	Allowed Sentence Abolished /	Percentage
Revision filed by Prosecution	11	3	27.27
Revision filed by Complainant	331	87	26.28
Revision filed by Accused	270	60	22.22

v) **Writ Petitions**

Total One Hundred and ten (110) Writs were conducted in Lahore High Court (All Benches). In 79 cases revisions were dismissed, in 31 cases revisions were allowed. Percentage is as under; -

Nature of Petition	Total Petitions Contested	Dismissed	Percentage
Writ filed by Prosecution	9	6	66.67
Writ filed by Complainant	31	25	80.65
Writ filed by Accused	70	48	68.57

Nature of Petition	Total Petitions Contested	Allowed / Sentence Abolished	Percentage
Writ filed by Prosecution	9	3	33.33
Writ filed by Complainant	31	6	19.35
Writ filed by Accused	70	22	31.43

vi) **PETITIONS FOR BAIL AFTER ARREST**

Total 9934 petitions for Bail after Arrest were conducted in Lahore High Court (All Benches). In 4599 cases petition was dismissed, in 5335 cases petition was allowed. Percentage is as under; -

Nature	Percentage
Petition for bail after arrest dismissed	46.30
Petition for bail after arrest allowed	53.70
Converted	0.00

vii) PETITIONS FOR BAIL BEFORE ARREST

Total 7853 petitions for Bail before Arrest were conducted in Lahore High Court (All Benches). In 4183 cases petition was dismissed, in 3668 cases petition was allowed.

Percentage is as under; -

Nature	Percentage
Petition for bail before arrest dismissed	53.27
Petition for bail before arrest allowed	46.71

viii) APPEAL AGAINST ACQUITTAL

Total 286 appeal against acquittal were conducted in Lahore High Court (All Benches). In 235 cases appeal against acquittal was dismissed and in 51 cases appeal against acquittal was allowed. Percentage is as under; -

Nature	Percentage
Appeal against acquittal dismissed	66.45
appeal against acquittal allowed	33.54

ix) PETITION FOR SUSPENSION OF SENTENCE

Total 1450 petitions for suspension of sentence were conducted in High Court (All Benches). In 834 cases petition was dismissed, in 616 cases petition was allowed.

Nature	Percentage
Petition for bail before arrest dismissed	57.52
Petition for bail before arrest allowed	42.48
Converted	0.00

x) PETITION FOR CANCELLATION OF BAIL

Total 355 petitions for suspension of sentence were conducted in Lahore High Court (All Benches). In 327 cases petition was dismissed and in 28 cases petition was allowed.

Nature	Percentage
Petition for bail before arrest dismissed	90.21
Petition for bail before arrest allowed	9.79

xi) **HABEAS CORPUS PETITION**

Total 2749 Habeas corpus petitions were conducted in Lahore High Court (All Benches). In 2394 cases Habeas petition was dismissed and in 348 cases Habeas petition was allowed.

Nature	Percentage
Petition for bail before arrest dismissed	87.09
Petition for bail before arrest allowed	12.66

15.2 IMPACT ANALYSIS OF PERFORMANCE OF PROSECUTORS WORKING AT LAHORE HIGH COURT IN THE YEARS 2017 & 2018

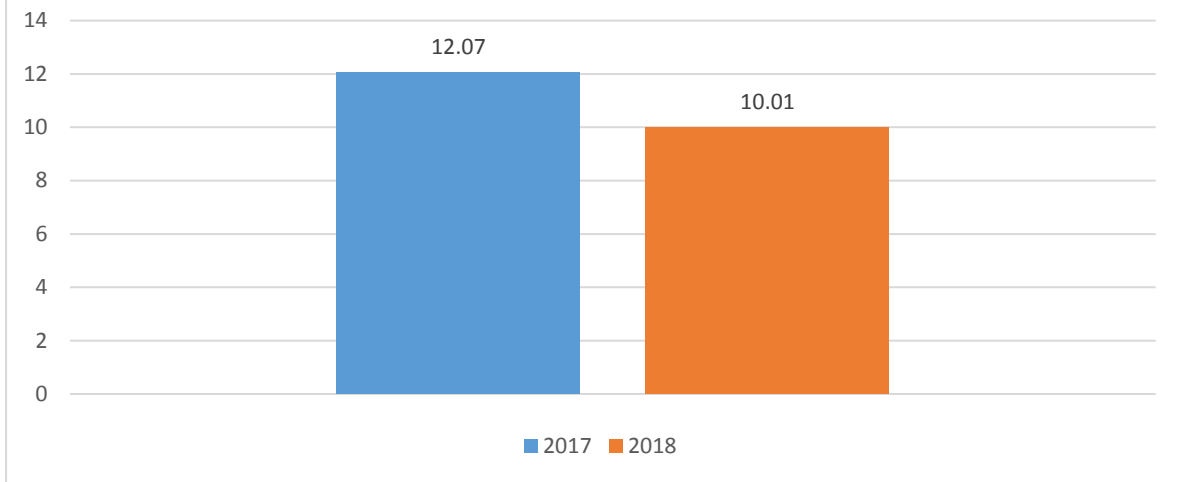
The data based on the monthly diaries received from the prosecutors in the Inspectorate.

PETITIONS AGAINST DEATH SENTENCE

During the year 2018, success ratio of references relating to appeal against death sentences remained 10.01 % as compared with the year 2017 where the same ratio was noted at 12.07%.

Year	Total decided	Dismissed	%	Allowed/Acquitted	Converted
2017	1201	145	12.07	499	557
2018	879	88	10.01	469	322

IMPACT ANALYSIS OF APPEAL AGAINST DEATH SENTENCE FOR THE YEAR 2017 & 2018

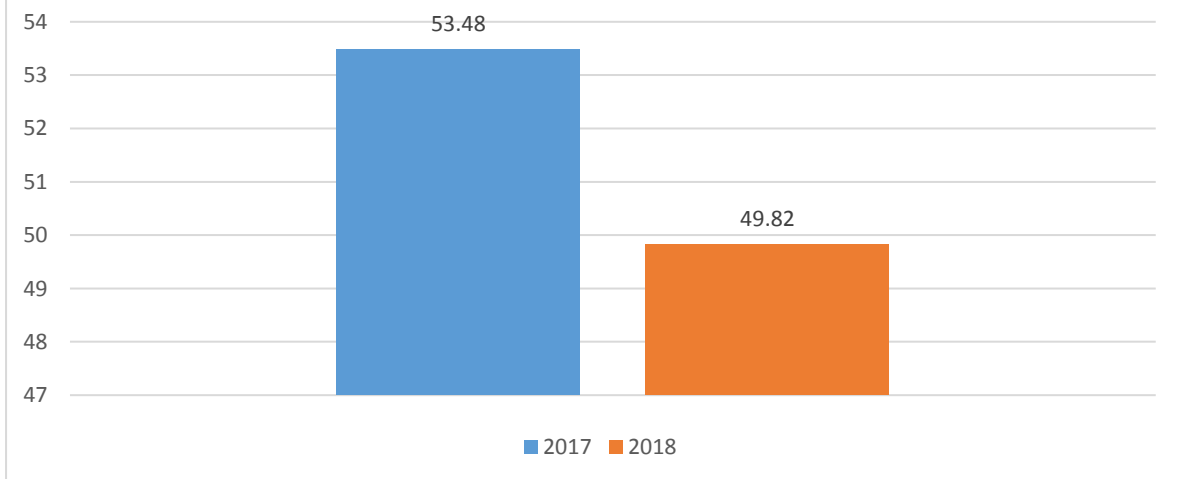


APPEAL AGAINST IMPRISONMENT FOR LIFE

During the year 2018, success ratio of references relating to petitions against sentences of imprisonment for life remained 49.82 % as compared with the year 2017 where the same ratio was noted at 53.47%.

Year	Total decided	Dismissed	%	Allowed/Acquitted	Converted
2017	374	200	53.48	166	8
2018	558	278	49.82	262	18

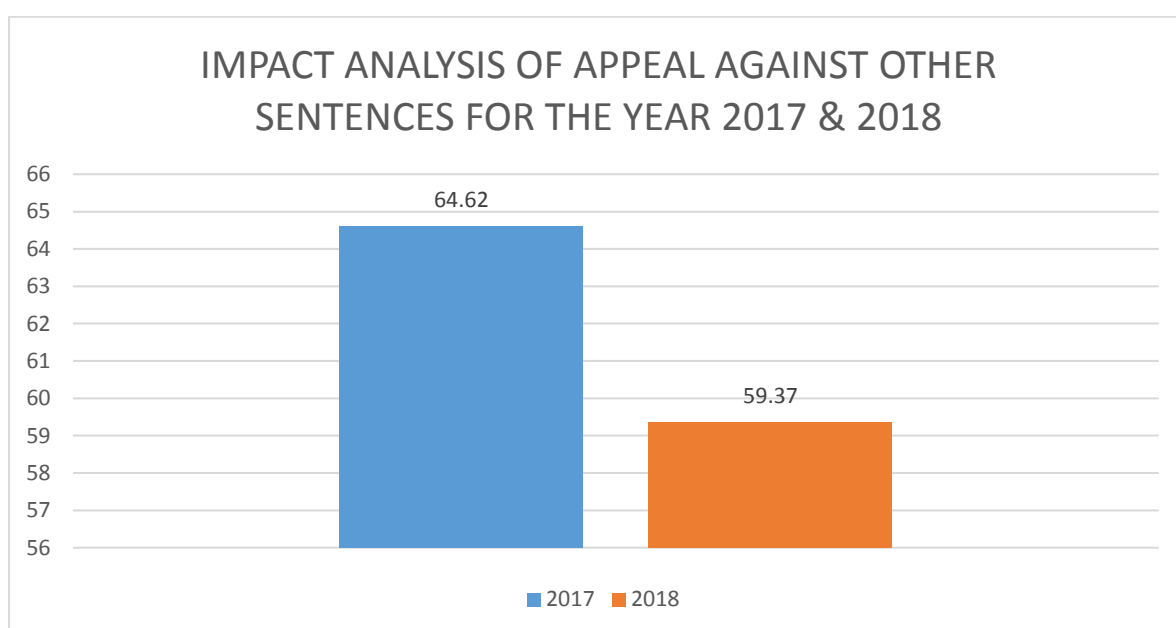
IMPACT ANALYSIS OF APPEAL AGAINST LIFE IMPRISONMENT FOR THE YEAR 2017 & 2018



APPEAL AGAINST OTHER SENTENCE

During the year 2018, success ratio of references relating to petitions against other sentences remained 59.37% as compared with the year 2017 where the same ratio was noted at 64.62%.

Year	Total decided	Dismissed	%	Allowed/Acquitted	Converted
2017	1659	1072	64.62	582	5
2018	1516	900	59.37	615	1



15.3 OBSERVATIONS DURING INSPECTIONS

Officers of the Inspectorate visited the various PGP camp offices of Lahore High Court Lahore during year 2018 for inspecting prosecutorial record as per the SOPs mentioned above. The main areas of inspection include un-equal distribution of work; reasons of acquittal/conversion of punishment, progress of cases u/s 13(2) send to PGP office; collection of copies of judgment; position of maintenance of record and working of committees. The main observations are as under;

- The responsibility was not fulfilled by not bringing, defects/flaws in the knowledge of Prosecutor General, Punjab for reference u/s 10(2) of the PCPS Act, 2006 to the competent authority for initiation disciplinary action against any public servant working

in connection with investigation or prosecution, for any act, prejudicial to the prosecution, committed by him

- Unequal distribution of work among the prosecutors working in high court.
- The prosecutors did not collected copies of judgments relating to Appeal against Death and Life Imprisonment in which appeals were allowed.
- Timely filling of appeal and intimation to the PGP office

16. PERFORMANCE ANALYSIS OF PROSECUTORS WORKING AT FEDERAL SHARIAT COURT

Following statistics will show the conduct of prosecution before Federal Shariat Court. The position is based on the data submitted by concerned prosecutors on monthly basis.

I) APPEAL AGAINST OTHER SENTENCE

Total 04 appeals against other imprisonment were conducted at Federal Shariat Court at Lahore Registry. In 01 case appeal was dismissed and in 03 cases appeal allowed. Percentage is as under; -

Nature	Percentage
Appeals were dismissed	25.00
Appeal was allowed and accused acquitted	75.00

II) APPEAL AGAINST ACQUITTAL

Total 23 appeals against acquittal were conducted in Federal Shariat Court at Lahore Registry. In all cases, appeals were dismissed. Percentage is as under; -

Nature	Percentage
Appeals against acquittal were dismissed	100

Note: No case was conducted at main seat of Federal Shariat Court at Islamabad during the year 2018.

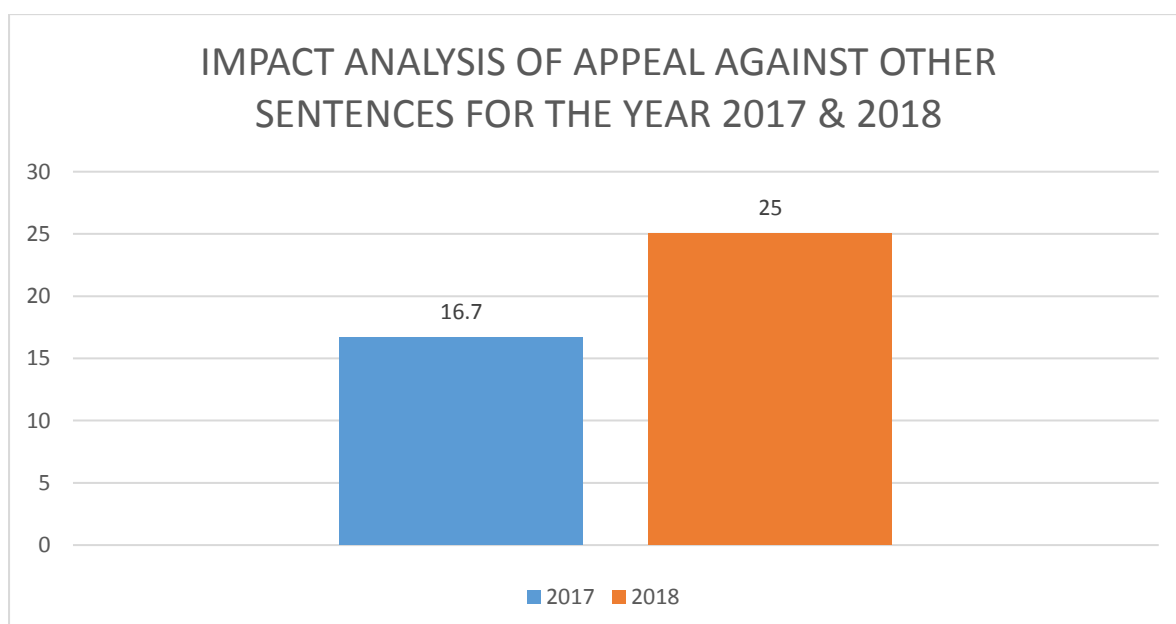
16.1 IMPACT ANALYSIS OF PERFORMANCE OF PROSECUTORS WORKING AT FEDERAL SHARIAT COURT 2017 & 2018

The data based on the monthly diaries received from the prosecutors to the Inspectorate.

16.2 PETITIONS AGAINST OTHER SENTENCE

During the year 2018, success ratio of references relating to appeal against death sentences remained 25% as compared with the year 2017 where the same ratio was noted at 16.70%.

Year	Total decided	Dismissed	%	Allowed/Acquitted	Converted
2017	6	1	16.7	5	0
2018	4	1	25.0	3	0



17. PERFORMANCE ANALYSIS OF PROSECUTORS WORKING AT SUPREME COURT OF PAKISTAN

The following statistics will show the conduct of prosecution before Hon'ble Supreme court (Main Registry) and its Registry Branch Lahore. The position is based on the data submitted by concerned prosecutors on monthly basis.

SUPREME COURT**CASES DECIDED DURING THE PERIOD 01-01-2018 TO 31-12-2018**

Sr. No	Nature of Case	Nature of Result	MAIN REGISTRY	LAHORE REGISTRY	Total
1	Petition Against Death Sentence	Dismissed	0	0	0
		Acquitted / Allowed	0	0	0
		Converted	2	0	2
		Leave Granted	1	0	1
		Disposed Off	0	0	0
		Compromise	0	0	0
2	Appeal Against Death Sentence	Dismissed	3	0	3
		Acquitted / Allowed	13	10	23
		Converted	19	0	19
		Leave Granted	0	0	0
		Disposed Off	0	2	2
		Compromise	0	0	0
3	Petition Against Life Imprisonment	Dismissed	20	7	27
		Acquitted / Allowed	5	3	8
		Converted	0	0	0
		Leave Granted	14	9	23
		Disposed Off	0	0	0
		Compromise	0	1	1
4	Appeal Against Life Imprisonments	Dismissed	65	5	70
		Acquitted / Allowed	136	14	150
		Converted	0	0	0

		Leave Granted	2	0	2
		Disposed Off	0	1	1
		Compromise	11	0	11
5	Petition Against Other Sentences	Dismissed	115	24	139
		Acquitted / Allowed	10	2	12
		Converted	0	0	0
		Leave Granted	14	2	16
		Disposed Off	5	0	5
		Compromise	2	0	2
6	Appeal Against Other Sentences	Dismissed	47	3	50
		Acquitted / Allowed	12	3	15
		Converted	1	0	1
		Leave Granted	0	0	0
		Disposed Off	2	0	2
		Compromise	0	0	0
7	Jail Petition Against Death Sentence	Dismissed	0	0	0
		Acquitted / Allowed	0	0	0
		Converted	0	0	0
		Leave Granted	9	0	9
		Disposed Off	0	0	0
		Compromise	0	0	0
8	Jail Petition Against Life Imprisonment	Dismissed	60	0	60
		Acquitted / Allowed	44	0	44
		Converted	0	0	0

		Leave Granted	48	1	49
		Disposed Off	2	1	3
		Compromise	5	2	7
9	Jail Petition Against other sentences	Dismissed	21	0	21
		Acquitted / Allowed	5	0	5
		Converted	0	0	0
		Leave Granted	1	0	1
		Disposed Off	0	0	0
		Compromise	1	0	1
10	After Arrest Bail	Dismissed	123	100	223
		Acquitted / Allowed	49	43	92
		Converted	0	0	0
		Leave Granted	0	0	0
		Disposed Off	0	2	2
		Compromise	0	0	0
11	Pre-Arrest Bail	Dismissed	36	160	196
		Acquitted / Allowed	12	34	46
		Converted	0	0	0
		Leave Granted	0	0	0
		Disposed Off	0	3	3
		Compromise	0	0	0
12	Cancellation of Bail filed by aggrieved	Dismissed	37	109	146
		Acquitted / Allowed	1	2	3
		Converted	0	0	0

		Leave Granted	0	0	0
		Disposed Off	0	3	3
		Compromise	0	0	0
13	Cancellation of Bail filed by Prosecution	Dismissed	0	15	15
		Acquitted / Allowed	0	0	0
		Converted	0	0	0
		Leave Granted	0	0	0
		Disposed Off	0	0	0
		Compromise	1	0	1
14	Suspension of Sentence	Dismissed	20	16	36
		Acquitted / Allowed	1	1	2
		Converted	0	0	0
		Leave Granted	1	0	1
		Disposed Off	2	0	2
		Compromise	0	0	0
15	Appeal Against Acquittal Filed by Complainant	Dismissed	102	45	147
		Acquitted / Allowed	9	2	11
		Converted	0	0	0
		Leave Granted	2	0	2
		Disposed Off	0	0	0
		Compromise	0	0	0
16	Appeal Against acquittal filed by Prosecution	Dismissed	1	2	3
		Acquitted / Allowed	50	0	50
		Converted	0	0	0

		Leave Granted	43	0	43
		Disposed Off	0	0	0
		Compromise	0	0	0
17	Any other petition filed by Prosecution	Dismissed	0	0	0
		Acquitted / Allowed	0	0	0
		Converted	0	0	0
		Leave Granted	0	0	0
		Disposed Off	0	0	0
		Compromise	0	0	0
18	Any Other Petition filed by accused/ convict	Dismissed	2	2	4
		Acquitted / Allowed	0	0	0
		Converted	0	0	0
		Leave Granted	0	0	0
		Disposed Off	0	0	0
		Compromise	0	0	0
19	Review Petitions	Dismissed	14	4	18
		Acquitted / Allowed	5	0	5
		Converted	0	0	0
		Leave Granted	0	0	0
		Disposed Off	0	0	0
		Compromise	0	0	0
20	Miscellaneous Matters	Dismissed	44	19	63
		Acquitted / Allowed	3	3	6
		Converted	0	0	0

		Leave Granted	0	2	2
		Disposed Off	4	1	5
		Compromise	1	0	1
21	Death Sentence ATA/STA	Dismissed	0	0	0
		Acquitted / Allowed	0	0	0
		Converted	0	0	0
		Leave Granted	0	0	0
		Disposed Off	0	0	0
		Compromise	0	0	0
Dismissed			710	511	1221
Acquitted / Allowed			355	117	472
Converted			22	0	22
Leave Granted			135	14	149
Disposed Of			15	13	28
Compromise			21	3	24

i) **PETITIONS AGAINST DEATH SENTENCE**

During the year, 2018 total 03 Petitions against death sentence were conducted in Supreme Court (Main Registry and Lahore Registry). In Zero cases petition was dismissed, in 01 case leave was granted. Percentage is as under; -

Nature	Percentage
Petition dismissed	0
Appeal allowed and accused acquitted	0
Leave was granted	33.33

ii) **PETITIONS AGAINST IMPRISONMENT FOR LIFE**

Total 59 petitions against imprisonment for life were conducted in Supreme Court (Main Registry and Lahore Registry). In 27 cases petition was dismissed, in 08 cases accused persons were acquitted by allowing appeal, in Zero case imprisonment for life was converted, in 24 case leave was granted. Percentage is as under; -

Nature	Percentage
Petition dismissed	45.76
Appeal allowed and accused acquitted	13.56
Leave was granted	38.98
Convert to other imprisonment	0

iii) PETITIONS AGAINST OTHER SENTENCE

Total 174 petitions against other imprisonment were conducted in Supreme Court (Main Registry and Lahore Registry). In 141 cases petitions were dismissed, in 12 cases accused persons were acquitted by allowing appeal, in 16 cases leave was granted and 05 cases were disposed of. Percentage is as under; -

Nature	Percentage
Petition dismissed	81.03
Appeal allowed and accused acquitted	6.90
Leave was granted	9.20
Disposed of	2.87

iv) PETITIONS FOR BAIL AFTER ARREST

Total 317 petitions for Bail after Arrest were conducted in Supreme Court (Main Registry and Lahore Registry). In 223 cases petitions were dismissed, in 92 cases petition was allowed, and in 02 cases petition was disposed off. Percentage is as under; -

Nature	Percentage
Petition for bail after arrest dismissed	70.35

Petition for bail after arrest allowed	29.02
Disposed of	0.63

v) **PETITIONS FOR BAIL BEFORE ARREST**

Total 245 petitions for Bail before Arrest were conducted in Supreme Court (Main Registry and Lahore Registry). In 196 cases petition was dismissed, and in 46 cases petition was allowed and in 03 cases petition was disposed of. Percentage is as under; -

Nature	Percentage
Petition for bail before arrest dismissed	80
Petition for bail before arrest allowed	18.77
Disposed of	1.22

vi) **APPEAL AGAINST ACQUITTAL**

Total 256 appeal against acquittal were conducted in Supreme Court (Main Registry and Lahore Registry). In 150 cases appeals against acquittal were dismissed, in 61 cases appeals against acquittal were allowed, in 45 cases leave was granted and no case was disposed of. Percentage is as under; -

Nature	Percentage
appeal against acquittal dismissed	58.59 %
appeal against acquittal allowed	23.83 %
Leave was granted	17.58 %
Disposed of	0 %

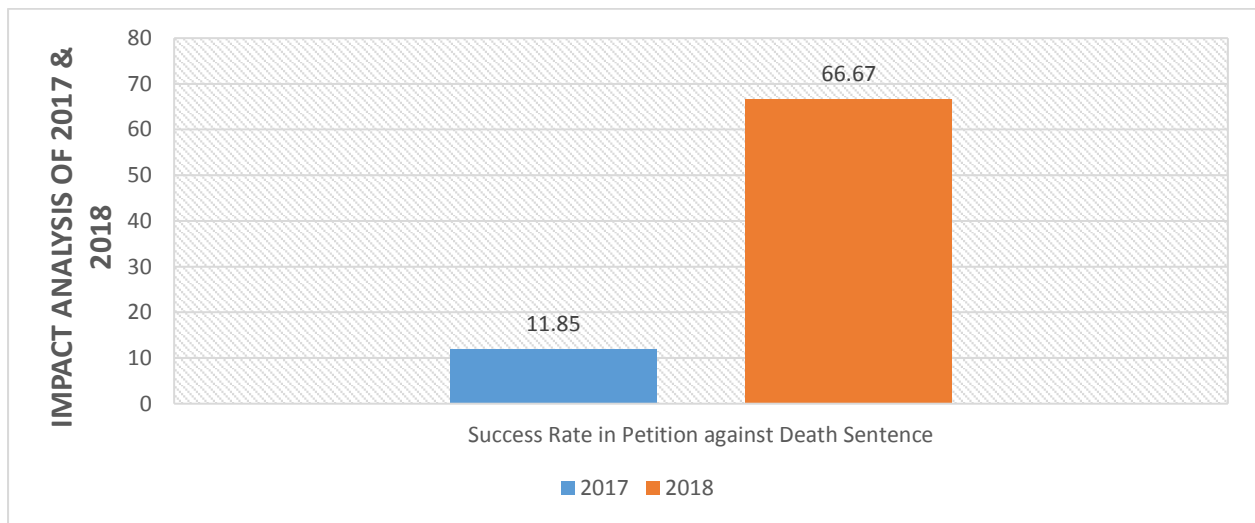
17.1 IMPACT ANALYSIS OF PERFORMANCE OF PROSECUTORS WORKING AT SUPREME COURT OF PAKISTAN 2017 & 2018

The data based on the monthly diaries received from the prosecutors in the Inspectorate.

PETITIONS AGAINST DEATH SENTENCE

During the year 2018, success ratio of references relating to appeal against death sentences remained 66.67% as compared to the year 2017 where the same ratio was noted at 11.85%.

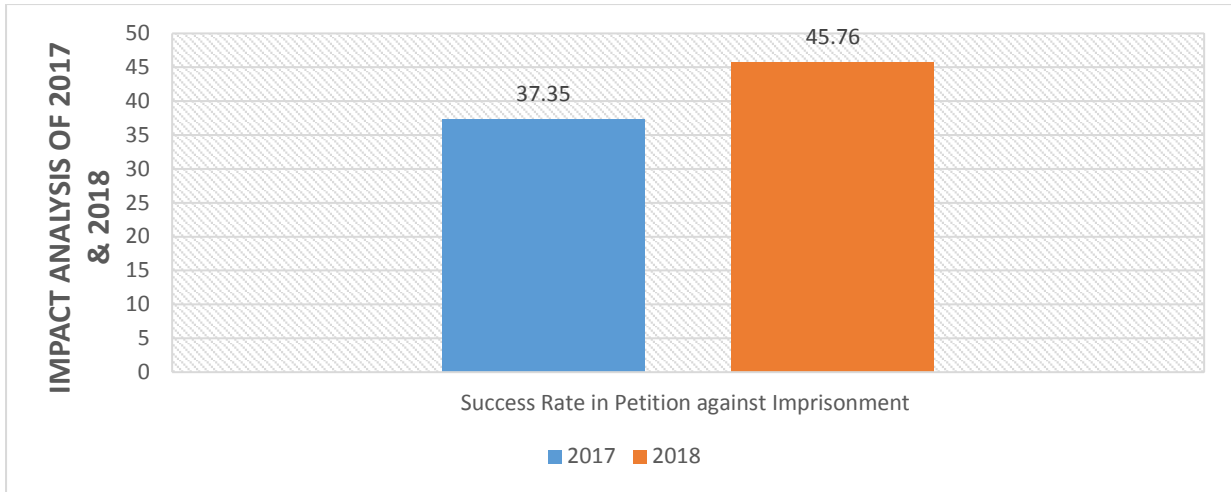
Petitions Against Death sentence						
Year	Total decided	Dismissed	%	Allowed/ Acquitted	Converted	Leave Granted
2017	270	32	11.85%	96	94	48
2018	3	2	66.67	00	00	1



PETITIONS AGAINST IMPRISONMENT FOR LIFE

During the year 2018, success ratio of references relating to appeal against sentences of life-imprisonment remained 45.76% as compared with the year 2017 where the same ratio was noted at 37.35%.

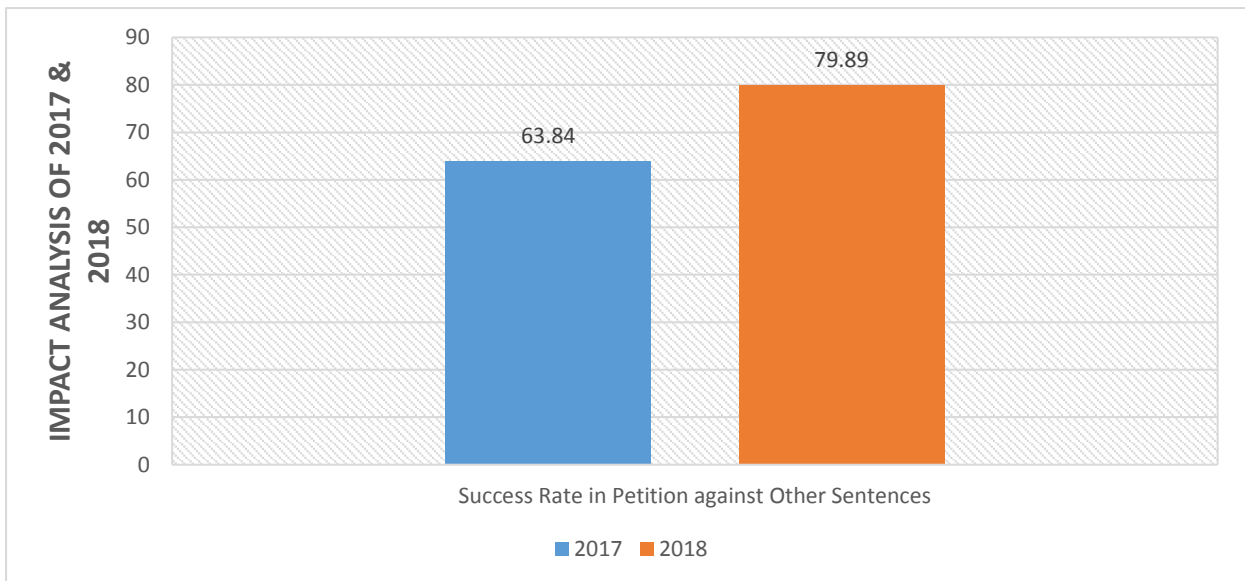
Petitions Against Life Imprisonment SC						
Year	Total decided	Dismissed	%	Allowed/ Acquitted	Converted	Leave Granted
2017	356	133	37.35	166	6	51
2018	59	27	45.76	8	0	23



PETITIONS AGAINST OTHER SENTENCES

During the year 2018, success ratio of references relating to petitions against other sentences remained 79.89% as compared with the year 2017 where the same ratio was noted at 63.84%.

Petitions Against Other Sentences						
Year	Total decided	Dismissed	%	Allowed/ Acquitted	Converted	Leave Granted
2017	177	113	63.84	13	0	51
2018	174	139	79.89	12	0	16



18. SUGGESTIONS

The Inspectorate has a holistic approach for the betterment of Prosecution Service. The quantitative aspect of monitoring has been reached so far and now the Inspectorate eyes on the achievement of qualitative aspect of monitoring.

a. Digitalization of Inspectorate

To establish computer server to monitor the prosecutorial work like maintenance of Prosecutor records, attendance of officers/officials, forwarding of remands papers, scrutiny of police reports, disposal of cases by courts and detail of appeals/revisions/review filed. Digitalization of Inspectorate will contribute in improvement of transparency and enhancing performance of Prosecution Service.

b. Provision of transportation facility to Monitoring officers

Provision of the best transportation facilities to officers during their visit of far flag areas of Punjab and an attractive working environment to the officers / official of the Inspectorate is part of future vision of the Inspectorate.

c. Provision of Building

The Inspectorate is also working on the provision of its own building for the smooth functioning and better infrastructure.